



HAAS

ARCHITECTURAL MILLWORK

You Design it. We Make it.



Your Complete Urethane Millwork Solution Provider



MADE
IN THE
USA

HAAS

TABLE OF CONTENTS

Balustrade Systems	5-34
- 3-1/4" to 3-5/8" system	5-8
- 4-1/2" system	9-13
- 5-1/2" system	14-16
- 7-1/4" system	16-21
- 12" system	21-24
- Over the Newel system	25
- Miscellaneous Rails	26
- Porch Posts & Lamp Posts	27
- Installation Guide	28-34
Brackets & Dentil Blocks	35-43
- Brackets	35-39
- Dentil Blocks	39-42
- Rafter Tails	43
Entrance Systems	44-50
- 3"	46-47
- 4"	48-49
- 6"	50
Louvers	51-54
Miscellaneous	55-61
- Ceiling Medallions	55-56
- Gable Decorations	56-57
- Balls, Nips, Bips, Niche, Decorative Elements	58-60
- Door Panels	61
Mouldings	62-79
- Flat Boards	62
- Rosettes	66
Window Features	80-93
- Arches	80-81
- Keystones	82-83
- Window Heads	84-90
- Dormer Pediments	91
- Window Panels	92
- Shutters	93
Index	94-99



HAAS

From design to development- fabrication to facade.



HAAS Architectural Millwork can create any type or style millwork you need. Our patternmakers will work from drawings, existing moldings or your designs, to bring your ideas to life - no matter how large or small the project.

Proudly Made in the
USA

HAAS Architectural Millwork is committed to manufacturing highest quality urethane millwork solutions for the building industry. If you can dream it and design it, HAAS can make it.

HAAS Architectural Millwork far exceeds the performance of wood without any aesthetic compromise. Each pattern is made to exacting dimensions by our staff of Master patternmakers. The edges of HAAS Architectural Millwork products are sharp, clean, and offer the true authentic look of wood.

HAAS Architectural Millwork will not rot, will hold paint better than wood, and provides lower maintenance over the life of the product.

HAAS Architectural Millwork comes factory primed with a high emulsion exterior latex paint and can be finish coated with any high quality exterior latex paint.

HAAS Architectural Millwork products are made from water-based products and are environmentally friendly.

HAAS Architectural Millwork has over 50 years of experience in the urethane millwork industry. We have the knowledge, experience, and expertise to make the product you want at a fair price.

**ALL HAAS ARCHITECTURAL MILLWORK PRODUCTS
ARE MADE AT OUR PLANT IN THE USA.**



HAAS


MANUFACTURED IN AMERICA



HAAS Architectural Millwork is committed to manufacturing the highest quality urethane millwork products.

Residential or Commercial, HAAS can replicate historic millwork made by the finest craftsmen to exacting detail.

Architects, builders, and homeowners strive to make their project unique. HAAS can make your new millwork ideas come to life.



CUSTOM DESIGNS, STYLES, & SIZES AT YOUR REQUEST



At HAAS Architectural Millwork, Inc., our Master Patternmakers can work from drawings, pictures, prints, or original pieces to provide you with a long lasting quality product. We would love to quote your custom project. Whether you are in need of a historic reproduction or you have your own design, allow us to bring your ideas and designs to life.

LIMITED WARRANTY

HAAS Architectural Millwork, Inc. hereby warrants its parts upon the following conditions against defects in materials and workmanship for a period of one year after delivery to Purchaser when used and installed under normal conditions. The foregoing warranty is in lieu of and excludes all other warranties not expressly set forth herein, whether expressed or implied by operation of law or otherwise including but not limited to any implied warranties or merchantability or fitness. Failure to follow HAAS Architectural Millwork's storage and installation instructions will void this limited warranty.

Buyer and installer must inspect each piece before installation. Installer and Buyer waive all defects, which could have been discovered by reasonable inspection prior to installation. This includes all misalignment, misfitted, parts, dimensional discrepancies and the like. In the event that any claim is made under this warranty, an authorized representative of HAAS Architectural Millwork shall have the right to inspect the parts and if, in his or her sole discretion, said representative determines the parts defective, HAAS Architectural Millwork will repair, replace, or refund its distributor the amount paid to HAAS for said defective parts. The sole obligation of HAAS under this warranty is to REPAIR, REPLACE, OR REFUND as described above.


HAAS Architectural Millwork shall have no liability to any person, firm, or corporation whatsoever for incidental or consequential damages such as but not limited to, labor, finishing cost, parts damaged by freight carriers, freight charges, installation, lost profits, lost sales or like. No purchaser may take any deduction, credit, or set-off against any amount owed HAAS Architectural Millwork or make any charge-back without express written consent of HAAS Architectural Millwork.

HAAS

3-1/4" to 3-5/8" Balustrade System

HTR 180

HTR 180 - 8', 10', 12' Top /Bottom Rail




Top Width	Overall Width	Height
2-9/16"	2-15/16"	1-3/4"

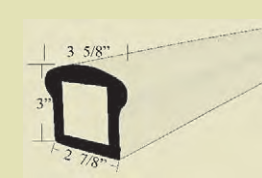


HTR 200 / HBR 201

HTR 200 - 8', 10', 12' Top Rail




Top Width
3-5/8"

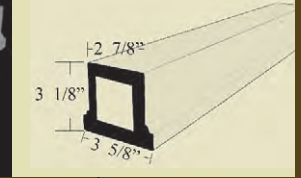


Bottom Width	Height
2-7/8"	3"

HBR 201 - 8', 10', 12' Bottom Rail



Top Width
2-7/8"



Bottom Width	Height
3-5/8"	3-1/8"

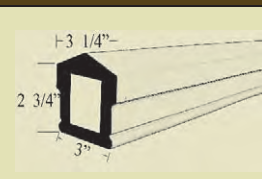
RADIUS RAILS AVAILABLE - CONTACT US FOR A QUOTE.

HTR 210 / HBR 211

HTR 210 - 8', 10', 12' Top Rail




Top Width
3-1/4"

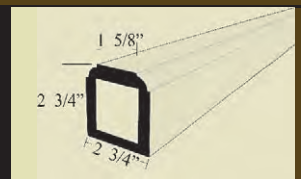


Bottom Width	Height
3"	2-3/4"

HBR 211 - 8', 10', 12' Bottom Rail



Top Width
1-5/8"



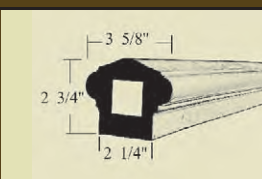
Bottom Width	Height
2-3/4"	2-3/4"

HTR 232 / HBR 233

HTR 232 - 8', 10', 12' Top Rail



Top Width
3-5/8"

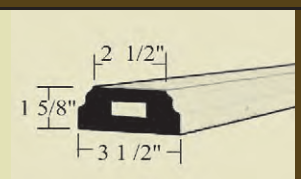


Bottom Width	Height
2-1/4"	2-3/4"

HBR 233 - 8', 10', 12' Bottom Rail



Top Width
2-1/2"



Bottom Width	Height
3-1/2"	1-5/8"



HAAS

3-1/4" to 3-5/8" Balustrade System



B
A
L
U
S
T
R
A
D
E

HBAL 100			
<i>Part No.</i>	<i>Width</i>	<i>Height</i>	
HBAL 100-16	1-3/4"	16"	
HBAL 100-20	1-3/4"	20"	
HBAL 100-22	1-3/4"	22"	
HBAL 100-24	1-3/4"	24"	
HBAL 100-28	1-3/4"	28"	
HBAL 100-32	1-3/4"	32"	
HBAL 100-36	1-3/4"	36"	
Spacing on Center - 5-5/8"			

HBAL 125			
<i>Part No.</i>	<i>Width</i>	<i>Height</i>	
HBAL 125-20	1-1/4"	20"	
HBAL 125-24	1-1/4"	24"	
HBAL 125-28	1-1/4"	28"	
HBAL 125-32	1-1/4"	32"	
HBAL 125-36	1-1/4"	36"	
Spacing on Center - 5-1/8"			

HBAL 127			
<i>Part No.</i>	<i>Width</i>	<i>Height</i>	
HBAL 127-20	2-3/4"	20"	
Spacing on Center - 5-1/2"			

HBAL 103			
<i>Part No.</i>	<i>Width</i>	<i>Height</i>	
HBAL 103-20	2-1/2"	20"	
HBAL 103-24	2-1/2"	24"	
HBAL 103-28	2-1/2"	28"	
HBAL 103-30	2-1/2"	30"	
HBAL 103-32	2-1/2"	32"	
HSBAL 103-34	2-1/2"	28" Ext 34"	
HBAL 103-36	2-1/2"	36"	
Spacing on Center - 5-1/4"			

HBAL 139			
<i>Part No.</i>	<i>Width</i>	<i>Height</i>	
HBAL 139-22	2-3/4"	22"	
Spacing on Center - 5-3/4"			

HBAL 115			
<i>Part No.</i>	<i>Width</i>	<i>Height</i>	
HBAL 115-24	2-1/2"	24"	
Spacing on Center - 5-1/8"			


HBAL 140			
<i>Part No.</i>	<i>Width</i>	<i>Height</i>	
HBAL 140-24	2-1/2"	24"	
HSBAL 140-27	2-1/2"	27"	
Spacing on Center - 5-1/4"			

*(HSBAL) are balusters with extended blocks. The can be used for stair applications or as a taller baluster.




HAAS

3-1/4" to 3-5/8" Balustrade System Continued



HBAL 169		
Part No.	Width	Height
HBAL 169-17	2-1/2"	17-1/2"


Spacing on Center - 5-1/4"



HBAL 182		
Part No.	Width	Height
HBAL 182-30	2-1/2"	30"
HSBAL 182-34	2-1/2"	34"


*Available with V-notch in top & bottom to fit HTR 180 Rail

Spacing on Center - 5-3/4"



HBAL 191		
Part No.	Width	Height
HBAL 191-16	1-7/8"	16-1/4"


Spacing on Center - 4-5/8"



HBAL 203		
Part No.	Width	Height
HBAL 203-25	2-3/4"	25"


*Available with V-notch in bottom to fit HTR 180 Rail

Spacing on Center - 5-1/4"



HBAL 207		
Part No.	Width	Height
HBAL 207-28	2-1/2"	28"


Spacing on Center - 5-1/2"

HBAL 211		
Part No.	Width	Height
HBAL 211-28	1-3/4"	28"


Square chamfered edge baluster.

Spacing on Center - 5-5/8"



HBAL 229		
Part No.	Width	Height
HBAL 229-29	2-1/2"	29"

Spacing on Center - 6-1/8"



HBAL 289		
Part No.	Width	Height
HBAL 289-20	2-1/2"	19-7/8"

Spacing on Center - 5-5/8"

Installation Instructions
Pages 28-34.



HAAS

3-1/4" to 3-5/8" Balustrade System

B
A
L
U
S
T
R
A
D
E

HBAL 600			
Part No.	Width	Height	
HBAL 600-20	2-1/4"	20"	
HBAL 600-24	2-1/4"	24"	
HBAL 600-25	2-1/4"	25"	
HBAL 600-28	2-1/4"	28"	
HBAL 600-32	2-1/4"	32"	
HBAL 600-36	2-1/4"	36"	
Spacing on Center - 6-1/8"			

HBAL 2046			
Part No.	Width	Height	
HBAL 2046-24	1-1/4"	24"	
Round Baluster			
Spacing on Center - 5-1/8"			

PLAIN NEWEL POSTS			
Part No.	Width	Height	
HNP 300-4	4"	48"	
HNP 300-6	5-1/2"	48"	
5-Sided Newel Post			
			HAPNP 310-6

Part No.	Width	Height	
HTNP 2540-5	5-1/2"	40"	

NEWEL CAPS			
	Part No.	Width	Height
	HNC 300-6	6-1/4"	1-1/2"
	HFNC 301-4	4-3/8"	2-1/4"
	HFNC 301-6	6-3/8"	2-1/2"
	HPNC 302-6	6-1/2"	2"
	HPNC 302-1-6	6-1/2"	1-1/2"
	HANC 310-6	To Fit	1-1/2"

BALL TOP			
	Part No.	Base Dia	Height
	HBALL 601-3	2-7/8"	4-1/2"
	HBALL 601-4	3-1/2"	5-1/4"
	HBALL 600-5	5"	6-1/2"

TRIM COLLARS			
	Part No.	Width	Height
	HTC 300-4	4"	2-1/8"
	HTC 300-6	5-1/2"	2-1/8"
	HTC 302-4	4"	10-1/2"
	HTC 302-6	5-1/2"	10-1/2"

RAIL KITS / STAIR RAIL KITS			
Part No.	HRK 202	/	HRKS 202
Part No.	HRK 760	/	HRKS 760
**Customer must specify rise and run of stairs 1 KIT PER TOP & BOTTOM RAIL SECTION			

Installation kits & instructions
Pages 28-34.



HAAS

4-1/2" Balustrade System

HTRG 202

Part No.	Description
HTRG 202-8'	4-1/2" x 8' Gooseneck Rail
HTRG 202-10'	4-1/2" x 10' Gooseneck Rail
HTRG 202-12'	4-1/2" x 12' Gooseneck Rail



Top Width	Bottom Width	Height
4-1/2"	3-5/8"	3"

*4-5/8" Gooseneck Drop
Parts come with 2 gooseneck ends.




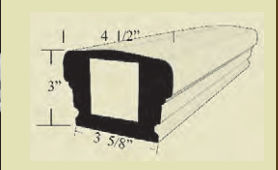

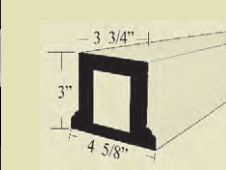
B
A
L
U
S
T
R
A
D
E

RAIL SUPPORT BLOCK




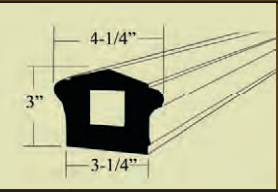

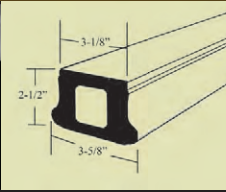
Part No.	Height	Width	Length
HSB 900	4"	3-1/2"	5-1/2"

HTR 202/HBR 203

HTR 202 - 8', 10', 12'	Top Rail	HBR 203 - 8', 10', 12'	Bottom Rail	
				
Top Width	Bottom Width	Top Width	Bottom Width	Height
4-1/2"	3-5/8"	3-3/4"	4-5/8"	3"

RADIUS RAILS AVAILABLE - CONTACT US FOR A QUOTE

HTR 760/HBR 761

HTR 760 - 8', 10', 12'	Top Rail	HBR 761 - 8', 10', 12'	Bottom Rail	
				
Top Width	Bottom Width	Top Width	Bottom Width	Height
4-1/4"	3-1/4"	3-1/8"	3-5/8"	2 1/2"

RADIUS RAILS AVAILABLE - CONTACT US FOR A QUOTE




HAAS


Haas Architectural Millwork - Ph. (717) 840-4227 - Fax (717) 840-4228
www.haasmillwork.com - Email: haasmillwork@haasmillwork.com

HAAS


4-1/2" Balustrade System Continued


HBAL 110			
<i>Part No.</i>	<i>Width</i>	<i>Height</i>	
HBAL 110-18	3"	18"	
HBAL 110-20	3"	20"	
HBAL 110-24	3"	24"	
HBAL 110-26	3"	26"	
HBAL 110-28	3"	28"	
HBAL 110-30	3"	30"	
Spacing on Center - 5-1/2"			




HBAL 131			
<i>Part No.</i>	<i>Width</i>	<i>Height</i>	
HBAL 131-24	3-1/2"	24"	
Spacing on Center - 5-3/4"			




HBAL 133			
<i>Part No.</i>	<i>Width</i>	<i>Height</i>	
HBAL 133-27	3-1/4"	27"	
Spacing on Center - 5-3/4"			




HBAL 136			
<i>Part No.</i>	<i>Width</i>	<i>Height</i>	
HBAL 136-24	3-1/2"	24"	
HBAL 136-26	3-1/2"	26"	
HBAL 136-30	3-1/2"	30"	
Spacing on Center - 6"			



HBAL 137			
<i>Part No.</i>	<i>Width</i>	<i>Height</i>	
HBAL 137-28	3-1/2"	28"	
HSBAL 137-32	3-1/2"	28" Ext 32"	
HSBAL 137-34	3-1/2"	28" Ext 34"	
Spacing on Center - 5-1/2"			



HBAL 138			
<i>Part No.</i>	<i>Width</i>	<i>Height</i>	
HBAL 138-18	3-1/4"	18"	
Spacing on Center - 5-5/8"			



HBAL 139			
<i>Part No.</i>	<i>Width</i>	<i>Height</i>	
HBAL 139-22	2-3/4"	22"	
Spacing on Center - 5-3/4"			


***(HSBAL) are balusters with extended blocks. The can be used for stair applications or as a taller baluster.**

B
A
L
U
S
T
R
A
D
E




HAAS

4-1/2" Balustrade System Continued




HBAL 141		
Part No.	Width	Height
HBAL 141-14	3-1/2"	14"

Spacing on Center - 6"


HBAL 161		
Part No.	Width	Height
HBAL 161-20	3"	20"
HBAL 161-24	3"	24"
HBAL 161-28	3"	28"
HBAL 161-32	3"	32"
HBAL 161-36	3"	36"

Spacing on Center - 6-7/8"




HBAL 194		
Part No.	Width	Height
HBAL 194-31	3-1/2"	31-5/8"

Spacing on Center - 5-3/8"




HBAL 185		
Part No.	Width	Height
HBAL 185-19	3-3/8"	19-1/8"

Spacing on Center - 5-1/4"




HBAL 201		
Part No.	Width	Height
HBAL 201-19	3"	18-7/8"

Spacing on Center - 5"



HBAL 186		
Part No.	Width	Height
HBAL 186-22	3-1/4"	22-5/8"

Spacing on Center - 5-5/8"



HBAL 202		
Part No.	Width	Height
HBAL 202-26	3-1/4"	26"

Spacing on Center - 5-3/8"


CAD drawings available.

Installation instructions
see pages 28-34.




HAAS

4-1/2" Balustrade System Continued


HBAL 436		
Part No.	Width	Height
HBAL 436-32	3-1/2"	32"

Spacing on Center - 6"




HBAL 2033		
Part No.	Width	Height
HBAL 2033-20	3-1/4"	20"

Spacing on Center - 5-3/4"




HBAL 341		
Part No.	Width	Height
HBAL 341-27	2-7/8"	26-3/4"

Spacing on Center - 5-3/8"



HBAL 2220		
Part No.	Width	Height
HBAL 2220-28	3"	28"
HSBAL 2220-32	3"	32"

Square chamfered edge baluster
Spacing on Center - 6-15/16"



HBAL 386		
Part No.	Width	Height
HBAL 386-24	2-7/8"	24-3/4"

Spacing on Center - 5-7/16"

CUSTOM

RADIUS RAILS / CUSTOM BALUSTERS
CONTACT US FOR A QUOTE.

quotes@haasmillwork.com



RAIL SUPPORT BLOCK			
Part No.	Height	Width	Length
HSB 900	4"	3-1/2"	5-1/2"

Fits all rail sizes.





*(HSBAL) are balusters with extended blocks . The can be used for stair applications or as a taller baluster




HAAS

4-1/2" Balustrade System Continued



NEWEL CAPS

	Part No.	Width	Height
	HNC 300-6	6-1/4"	1-1/2"
	HNC 300-8	8-1/2"	1-1/2"
	HFNC 301-6	6-3/8"	2-1/2"
	HFNC 301-8	8-3/4"	2-3/4"
	HPNC 302-6	6-1/2"	2"
	HPNC 302-8	8-3/4"	2-1/4"
	HPNC 302-1-6	6-1/2"	1-1/2"
	HPNC 302-1-8	8-3/4"	1-3/4"

BALL TOPS

	Part No.	Base Dia	Height
	HBALL 600-5	5"	6-1/2"
	HBALL 600-6	6"	8"
	HBALL 600-7	7"	9-1/2"

TRIM COLLARS

	Part No.	Width	Height
	HTC 300-6	5-1/2"	2-1/8"
	HTC 300-8	10-1/2"	2-1/8"
	HTC 302-6	5-1/2"	10-3/4"
	HTC 302-8	8"	10-3/4"
	HNPB can be modified in height.		

RAIL KITS / STAIR RAIL KITS

Part No. HRK 202 / HRKS 202


Part No. HRK 760 / HRKS 760

**Customer must specify rise and run of stairs.
1 KIT PER TOP & BOTTOM RAIL SECTION



***Contact us for CAD drawings.**

Installation Instructions
Pages 28-34.



PLAIN NEWEL POSTS

	Part No.	Width	Height
	HNP 300-6	5-1/2"	48"
	HNP 300-8	8"	48"
	HNP 300-8-18	8"	18-1/2"


RAISED PANEL NEWEL POST

			
	In-Line	Corner	End
	Part No.		
	HPNP 301-8	HCNP 302-8	HSNP 303-8
	Width 8"	X	Height 48"

RECESSED FLAT PANEL NEWEL POST

			
	In-Line	Corner	End
	Part No.		
	HPNP 307-8	HCNP 308-8	HSNP 309-8
	Width 8"	X	Height 48"

NEWEL KITS


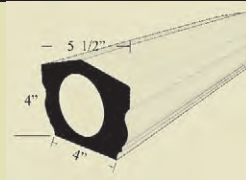

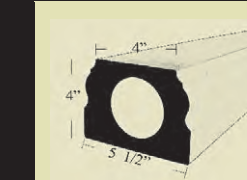
	Part No.	STAINLESS STEEL KITS AVAILABLE FOR COASTAL APPLICATIONS
	HNPK 300-6	
	HNPK 300-8	
	Specify Concrete or Wood C = Concrete W = Wood Ex. HNPK 300-8-C	




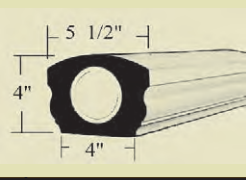
HAAS

5-1/2" Balustrade System


HTR 204 / HBR 205

HTR 204 - 8', 10', 12' Top Rail			HBR 205 - 8', 10', 12' Bottom Rail		
					
Top Width	Bottom Width	Height	Top Width	Bottom Width	Height
5-1/2"	4"	4"	4"	5-1/2"	4"
RADIUS RAILS AVAILABLE - CONTACT US quotes@haasmillwork.com					


HTR 218

HTR 218 - 8', 10', 12' Top Rail		
		
Top Width	Bottom Width	Height
5-1/2"	4"	4"
RADIUS RAILS AVAILABLE - CONTACT US FOR A QUOTE		


HBAL 109

	Part No.	Width	Height
	HBAL 109-19	3-3/4"	19"
	HSBAL 109-22	3-3/4"	19" Ext 22"
	HSBAL 109-24	3-3/4"	19" Ext 24-1/2"
	HBAL 109-26	3-3/4"	26"
	HSBAL 109-30	3-3/4"	19" Ext 30"
	HBAL 109-32	3-3/4"	32"
Spacing on Center - 6"			


HBAL 113

	Part No.	Width	Height
	HBAL 113-24	3-5/8"	24"
	HSBAL 113-26	3-5/8"	26"
	HSBAL 113-30	3-5/8"	30"
Spacing on Center - 6"			

HBAL 144

	Part No.	Width	Height
	HBAL 144-23	3-3/4"	23"
	Spacing on Center - 6"		

HBAL 145

	Part No.	Width	Height
	HBAL 145-28	3-7/8"	28"
Spacing on Center - 5-7/8"			

RAIL KITS / STAIR RAIL KITS

Part No. HRK 204 / HRKS 204

Part No. HRK 218 / HRKS 218

**Customer must specify rise and run of stairs.
1 KIT PER TOP & BOTTOM RAIL SECTION
See page 28-34.



HAAS

5-1/2" Balustrade System Continued



HBAL 186

Part No.	Width	Height
HBAL 186-22	3-1/4"	22-5/8"

Spacing on Center - 5-5/8"

HBAL 194

Part No.	Width	Height
HBAL 194-31	3-1/2"	31"

Spacing on Center - 5-3/8"

RAIL SUPPORT BLOCK

Part No.	Height	Width	Length
HSB 900	4"	3-1/2"	5-1/2"

Fits all rail sizes.

***(HSBAL) are balusters with extended blocks. The can be used for stair applications or as a taller baluster.**

PLAIN NEWEL POSTS

Part No.	Width	Height
HNP 300-8	8"	48"
HNP 300-9	9"	48"
HNP 300-8-18	8"	18-1/2"

5-SIDED PLAIN NEWEL POSTS

Part No.	Measurements	Hght
HAPNP 310-8	8" - 5 sided	48"

RAISED PANEL NEWEL POST

In-Line	Corner	End
<i>Part No.</i>		
HPNP 301-8	HCNP 302-8	HSNP 303-8
Width 8" x 48"		
HPNP 301-9	HCNP 302-9	HSNP 303-9
Width 9" x 48"		

RECESSED FLAT PANEL NEWEL POSTS

In-Line	Corner	End
<i>Part No.</i>		
HPNP 307-8	HCNP 308-8	HSNP 309-8
Width 8" x 48"		

**Installation Instructions
Pages 28-34.**



HAAS

5-1/2" Balustrade System Continued



NEWEL KITS

Part No. HNPCK 300-8

Part No. HNPCK 300-9

Specify Concrete or Wood
C = Concrete
W = Wood
Ex. **HNPCK 300-8-C**

STAINLESS STEEL KITS AVAILABLE
FOR COASTAL APPLICATIONS



NEWEL CAPS

	Part No.	Width	Height
	HNC 300-8	8-1/2"	1-1/2"
	HNC 300-9	9-3/4"	1-1/2"
	HFNC 301-8	8-3/4"	2-3/4"
	HFNC 301-9	9-5/8"	2-3/4"
	HPNC 302-8	8-3/4"	2-1/4"
	HPNC 302-9	9-1/2"	3"
	HPNC 302-1-8	10"	1-3/4"
	HPNC 302-1-9	11-1/4"	1-1/2"
	HANC 310-8	Plain 5-sided Newel Cap	

BALL TOPS

	Part No.	Base Dia	Height
	HBALL 600-5	5"	6-1/2"
	HBALL 600-6	6"	8"
	HBALL 600-7	7"	8-3/4"

TRIM COLLARS

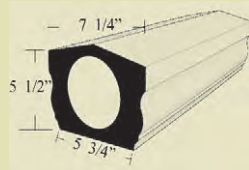
	Part No.	Width	Height
	HTC 300-8	8"	2-1/8"
	HTC 300-9	9"	2-1/8"
	HTC 302-8	8"	10-3/4"
	HTC 302-9	9"	10-3/4"

7-1/4" Balustrade System

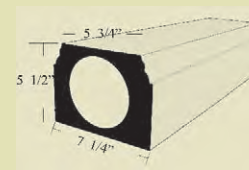
HTR 206 / HBR 207

HTR 206 - 8', 10', 12' Top Rail

HBR 207 - 8', 10', 12' Bottom Rail



Top Width	Bottom Width	Height
7-1/4"	5-1/2"	5-1/2"



Top Width	Bottom Width	Height
5-1/2"	7-1/4"	5-1/2"

RADIUS RAILS AVAILABLE - quotes@haasmillwork.com



HAAS

7-1/4" Balustrade System Continued

HTR 214 / HBR 215

HTR 214 - 8', 10', 12' Top Rail			HBR 215 - 8', 10', 12' Bottom Rail		
					
Top Width	Bottom Width	Height	Top Width	Bottom Width	Height
7"	5-3/4"	5-1/2"	5-3/4"	7-1/4"	5-1/2"

RADIUS RAILS AVAILABLE - Contact us for a quote.

HTRG 206 - Goose Neck Rail

Description

HTRG 206-8'	Gooseneck Rail
HTRG 206-10'	Gooseneck Rail
HTRG 206-12'	Gooseneck Rail



* 4-1/2" Gooseneck drop.

Top Width	Bottom Width	Height
7-1/4"	5-1/2"	5-1/2"

HBAL 118



Part No.	Width	Height
HBAL 118-19	5-1/4"	19"
HBAL 118-22	5-1/4"	22"
HSBAL 118-24	5-1/4"	22" Ext 24"
HSBAL 118-27	5-1/4"	22" Ext 27"
HSBAL 118-35	5-1/4"	22" Ext 35"

Spacing on Center - 6-7/8"

HBAL 119



Part No.	Width	Height
HBAL 119-16	4-1/2"	16"
HBAL 119-20	4-1/2"	20"
HBAL 119-24	4-1/2"	24"

Spacing on Center - 6-1/4"

HBAL 120



Part No.	Width	Height
HBAL 120-28	5-1/4"	28"

Spacing on Center - 6-7/8"

HBAL 107		
Part No.	Width	Height
HBAL 107-28	4"	28"
HSBAL 107-36	4"	36"

Spacing on Center - 6-3/8"

*(HSBAL) are balusters with extended blocks. They can be used for stair applications or as a taller baluster.

Installation instructions
Page 28-34.



HAAS

7-1/4" Balustrade System Continued

B
A
L
U
S
T
R
A
D
E



Gooseneck Rails Available

HBAL 121			
<i>Part No.</i>	<i>Width</i>	<i>Height</i>	
HBAL 121-22	5-1/4"	22"	
HBAL 121-24	5-1/4"	24"	
HSBAL 121-30	5-1/4"	30"	
Spacing on Center - 6-3/4"			

HBAL 128			
<i>Part No.</i>	<i>Width</i>	<i>Height</i>	
HBAL 128-16	4-1/4"	16"	
Spacing on Center - 6-1/4"			

HBAL 130			
<i>Part No.</i>	<i>Width</i>	<i>Height</i>	
HBAL 130-27	4-1/2"	27"	
HSBAL 130-33	4-1/2"	33"	
Spacing on Center - 6-1/2"			


HBAL 132			
<i>Part No.</i>	<i>Width</i>	<i>Height</i>	
HBAL 132-26	5-1/8"	26"	
Spacing on Center - 6-1/4"			

HBAL 135			
<i>Part No.</i>	<i>Width</i>	<i>Height</i>	
HBAL 135-25	5-1/2"	25-3/8"	
Spacing on Center - 7"			

HBAL 148			
<i>Part No.</i>	<i>Width</i>	<i>Height</i>	
HBAL 148-24	5-3/4"	24"	
Spacing on Center - 8"			

HBAL 151			
<i>Part No.</i>	<i>Width</i>	<i>Height</i>	
HBAL 151-28	5-1/2"	27-3/4"	
Spacing on Center - 8-1/4"			

CUSTOM
 HISTORIC RESTORATION or NEW DESIGN
 Fax us your drawing or email us at
Quotes@haasmillwork.com



HAAS

7-1/4" Balustrade System Continued



HBAL 152		
Part No.	Width	Height
HBAL 152-28	5-1/2"	28"

Spacing on Center - 8-1/4"



HBAL 196		
Part No.	Width	Height
HBAL 196-30	4-1/4"	30-1/8"

Spacing on Center - 6-1/2"



HBAL 163		
Part No.	Width	Height
HBAL 163-28	5"	28"

Spacing on Center - 5-7/8"



HBAL 204		
Part No.	Width	Height
HBAL 204-21	5-1/8"	21"

Square Baluster
Spacing on Center - 6-3/16"



HBAL 181		
Part No.	Width	Height
HBAL 181-24	4-1/2"	24"
HSBAL 181-28	4-1/2"	28"

Spacing on Center - 6"



HBAL 328		
Part No.	Width	Height
HBAL 328-31	4"	31"
HSBAL 328-39	4"	39"

Spacing on Center - 5-5/8"



HBAL 183		
Part No.	Width	Height
HBAL 183-26	5-1/8"	26"
HSBAL 183-31	5-1/8"	31"

Spacing on Center - 6-3/8"



HBAL 522		
Part No.	Width	Height
HBAL 522-22	5-5/8"	22-1/4"

Spacing on Center - 6-11/16"



HBAL 187		
Part No.	Width	Height
HBAL 187-22	4-1/2"	22"
HSBAL 187-27	4-1/2"	27"

Spacing on Center - 6-1/4"



HBAL 5028		
Part No.	Width	Height
HBAL 5028-22	4"	22"
HSBAL 5028-26	4"	26"

Spacing on Center - 5-1/2"

Installation Instructions
Pages 28-34.

*(HSBAL) are balusters with extended blocks. The can be used for stair applications or as a taller baluster.



HAAS

7-1/4" Balustrade System Continued


B
A
L
U
S
T
R
A
D
E



RADIUS CORNER NEWEL POSTS



Part No.	Width	Height
HNP 304-10	10"	48"



PLAIN NEWEL POSTS

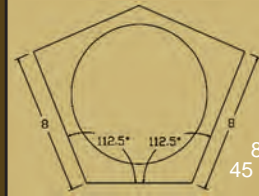


Part No.	Width	Height
HNP 300-8	8"	48"
HNP 300-9	9"	48"
HNP 300-10	10"	48"

5-SIDED PLAIN NEWEL POSTS




Part No.	Height	Width
HAPNP 310-8	48"	8"



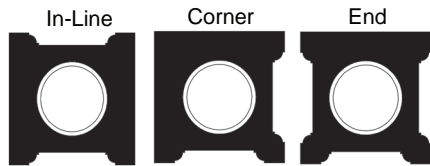
8" - 5 sided
45 degree angle

RAISED PANEL NEWEL POST



Part No.		
HPNP 301-8	HCNP 302-8	HSNP 303-8
HPNP 301-9	HCNP 302-9	HSNP 303-9
HPNP 301-10	HCNP 302-10	HSNP 303-10

RECESSED FLAT PANEL NEWEL POSTS



Part No.		
HPNP 307-8	HCNP 308-8	HSNP 309-8

Width 8" x 48"

NEWEL KITS

Part No.
HNP 300-8
HNP 300-9
HNP 300-10

Specify Concrete or Wood
C = Concrete
W = Wood
Ex. **HNP 300-12-C**



STAINLESS STEEL
KITS AVAILABLE

RAIL KITS / STAIR RAIL KITS

Part No. HRK 206 / HRKS 206

**Customer must specify rise and run of stairs.
1 KIT PER TOP & BOTTOM RAIL SECTION

Installation Kits & Instructions
Pages 28-34.



HAAS

7-1/4" Balustrade System Continued



NEWEL CAPS			
	Part No.	Width	Height
	HNC 300-8	8-1/2"	1-1/2"
	HNC 300-9	9-3/4"	1-1/2"
	HNC 300-10	11"	1-1/2"
	HFNC 301-8	8-3/4"	2-3/4"
	HFNC 301-9	9-5/8"	2-1/4"
	HFNC 301-10	10-1/4"	2-3/4"
	HPNC 302-8	8-3/4"	2-1/4"
	HPNC 302-9	9-1/2"	3"
	HPNC 302-10	10-3/8"	2-1/2"
	HPNC 302-1-9	10"	1-3/4"
	HPNC 302-1-11	11-1/4"	1-1/2"
	HANC 310-8		
*5-sided Newel Cap for 8" Newel 45 degree angle			

BALL TOPS			
	Part No.	Base Dia	Height
	HBALL 600-6	6"	8"
	HBALL 600-7	7"	8-3/4"
	HBALL 600-8	8"	9-1/2"
	HBALL 600-9	9"	11-1/4"

TRIM COLLARS			
	Part No.	ID	Height
	HTC 300-8	8"	2-1/8"
	HTC 300-9	9"	2-1/8"
	HTC 300-10	10"	2-1/8"
	HTC 302-8	8"	10-3/4"
	HTC 302-9	9"	10-3/4"
	HTC 302-10	10"	10-3/4"

RAIL SUPPORT BLOCK				
	Part No.	Height	Width	Length
	HSB 900	4"	3-1/2"	5-1/2"

12" Balustrade System

HTR 208 / HBR 209

HTR 208 - 8', 10', 12' Top Rail			HBR 209 - 8', 10', 12' Bottom Rail		
Top Width	Bottom Width	Height	Top Width	Bottom Width	Height
12"	9"	6"	9"	12"	6"

RADIUS RAILS AVAILABLE - CONTACT US FOR QUOTE



HAAS

12" Balustrade System

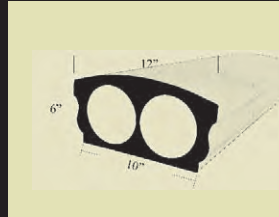
B
A
L
U
S
T
R
A
D
E



HTR 216

HTR 216 - 8', 10', 12'

Top Rail



Top Width	Bottom Width	Height
12"	10"	6"

*(HSBAL) are balusters with extended blocks. The can be used for stair applications or as a taller baluster.

HBAL 121

Part No.	Width	Height
HBAL 121-22	5-1/4"	22"
HSBAL 121-24	5-1/4"	24-1/2"
HSBAL 121-30	5-1/4"	30-1/2"

Spacing on Center - 6-3/4"

HBAL 135

Part No.	Width	Height
HBAL 135-25	5-1/2"	25-3/8"

Spacing on Center - 7"

HBAL 124

Part No.	Width	Height
HBAL 124-28	7-1/2"	28"
HSBAL 124-35	7-1/2"	35"

Spacing on Center - 7-7/8"

HBAL 146

Part No.	Width	Height
HBAL 146-38	7"	38"

Spacing on Center - 7-3/8"

HBAL 134

Part No.	Width	Height
HBAL 134-26	4-3/4"	26"

Spacing on Center - 7-1/8"

HBAL 148


Part No.	Width	Height
HBAL 148-24	5-3/4"	24"

Spacing on Center - 8"




HAAS

12" Balustrade System Continued


HBAL 152		
Part No.	Width	Height
HBAL 152-28	5-1/2"	28"

Spacing on Center - 8-1/4"




HBAL 184		
Part No.	Width	Height
HBAL 184-22	7-1/2"	22-1/2"

*Top width 6-1/2"
*Does Not Meet Code.




HBAL 162		
Part No.	Width	Height
HBAL 162-20	6-1/2"	19-1/2"

Does not meet code




HBAL 200		
Part No.	Width	Height
HBAL 200-36	7-1/2"	36"

Does not meet code.



HBAL 183		
Part No.	Width	Height
HBAL 183-26	5-1/8"	26-1/2"
HSBAL 183-31	5-1/8"	31"

Spacing on Center - 6-3/8"



HBAL 454		
Part No.	Width	Height
HBAL 454-18	6-1/2"	18"

Spacing on Center - 6-3/8"



12" Balustrade System

PLAIN NEWEL POSTS



Part No.	Width	Height
HNP 300-12	12-3/4"	48"

RAISED PANEL NEWEL POST



In-Line	Corner	End
HPNP 301-12	HCNP 302-12	HSNP 303-12

RECESSED FLAT PANEL NEWEL POSTS



In-Line	Corner	End
HPNP 307-12	HCNP 308-12	HSNP 309-12

RAIL KITS / STAIR RAIL KITS

Part No. HRK 208 / HRKS 208

Part No. HRK 216 / HRKS 216

RAIL SUPPORT BLOCK



Part No.	Height	Width	Length
HSB 900	4"	3-1/2"	5-1/2"

Fits all rail sizes.

NEWEL CAPS



Part No.	Width	Height
HNC 300-12	13-3/4"	1-1/2"



HFNC 301-12	13-5/8"	3"
-------------	---------	----



HPNC 302-12	12-3/4"	3"
-------------	---------	----



HPNC 302-1-12	12-1/2"	1-1/2"
---------------	---------	--------

BALL TOP



Part No.	Base Dia	Height
HBALL 600-9	9"	11-1/4"
HBALL 600-10	10"	13-1/4"
HBALL 600-12	12"	16"

TRIM COLLARS



Part No.	Inside Dia	Height
HTC 300-12	12-3/4"	2-1/8"



Part No.	Inside Dia	Height
HTC 302-12	12-3/4"	10-3/4"

NEWEL KITS

Part No.

HNPCK 300-12

Specify Concrete or Wood
C = Concrete
W = Wood
Ex. HNPCK 300-6-C



STAINLESS STEEL KITS AVAILABLE
FOR COASTAL APPLICATIONS

HAAS

7-1/4" & 12" Over the Rail Newel Systems



Rail Cap Applique
*Coped for fit side of rail.



*Designed for 36" Rail Height

AVAILABLE FOR
HTR 206
HTR 214

Call Us to Review
Your Application

***Contact us for CAD drawings.**

OVER THE NEWEL KITS

Part No.	
HNPk 304-8	
HNPk 304-12	

Specify Concrete or Wood
C = Concrete
W = Wood
Ex. HNPk 300-12-C

STAINLESS STEEL
KITS AVAILABLE
FOR COASTAL
APPLICATIONS

***For complete installation instructions.**
Pages 28-34

RAIL CAP APPLIQUES

NEWEL APPLIQUES TO FIT TOP RAILS

	Part No.	
	HFNCH 206-8	Fit HTR 206 Rail / 8" Newel
	HFNCH 208-12	Fit HTR 208 Rail / 12" Newel
	HFNCH 214-8	Fit HTR 214 Rail / 8" Newel
	HFNCH 216-12	Fit HTR 216 Rail / 12" Newel

Order 2pcs for In-Line Newels,
Order 4pcs for Corner & End Newels.
Parts are coped to fit side of rail.

OVER NEWEL POST

OVER NEWEL FLAT PANEL NEWEL POST



In-Line	Corner	End
HPNP 304-8	HCNP 305-8	HSNP 306-8
HPNP 304-12	HCNP 305-12	HSNP 306-12

*All Plain Newel Post will work
with over the Newel System

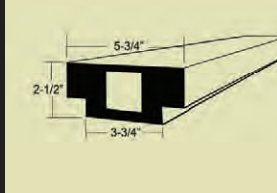



HAAS

MISCELLANEOUS RAILS

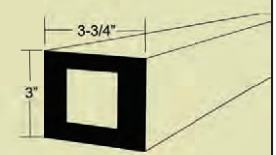

HTR 182 / HBR 183

HTR 182 - 8', 10', 12' Top Rail



Width Bottom Width Height
2-7/8" 2-3/8" 1-3/4"

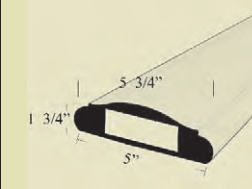
HBR 183 - 8', 10', 12' Bottom Rail



Width Height
3-3/4" 3"

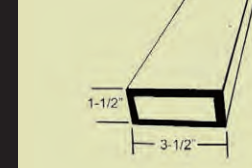
HTR 212 / HBR 213

HTR 212 - 8', 10', 12' Top Rail



Width Bottom Width Height
5-3/4" 5" 1-3/4"

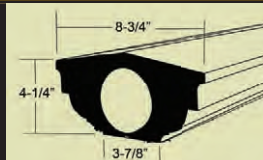
HBR 213 - 8', 10', 12' Bottom Rail



Width Height
3-1/2" 1-1/2"

HTR 220

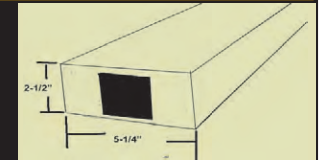
HTR 220 - 8'



Width Bottom Width Height
8-3/4" 3-7/8" 4-1/4"

HBR 525

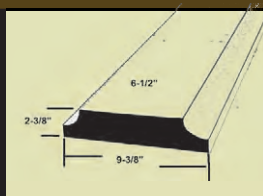
HTR 525 - 8', 10', 12'



Width Height
5-1/4" 2-1/2"

HBR 721

HBR 721 - 8', 10', 12'




Width Bottom Width Height
6-1/2" 9-3/8" 2-1/4" Non Structural

CUSTOM RAIL STYLES AND SIZES AVAILABLE

***Contact us for A QUOTE.**
quotes@haasmillwork.com

***Contact us for CAD drawings.**

B
A
L
U
S
T
R
A
D
E



HAAS

PORCH POSTS & LAMP POSTS

PORCH POST

HTPP 440-9	HTPP 3051-9 HTPP 3051-114"	HTPP 3058-8
		
4-5/8" x 108"	5-1/2" x 108" 5-1/2" x 114"	5-1/2" x 96"

Porch Posts come with Steel Pipe provides 2000 Lbs bearing strength.

PORCH POST KITS

Porch Post comes with hardware kits .




Trim Collars

Part No.	Post Size
HTC 300-4	4-1/2"
HTC 300-6	5-1/2"

Trim Collars order separately.



LAMP POST

HLP 440-8	HLP 790-8 HLP 790-10	HLP 3051-7
		
4-5/8" x 96"	5-1/2" x 96" 5-1/2" x 120"	5-1/2" x 85"

CUSTOM

HISTORIC RESTORATION or NEW DESIGN

Fax us your drawing or email us at
quotes@haasmillwork.com

***Contact us for CAD drawings.**

B
A
L
U
S
T
R
A
D
E



HAAS

Haas Architectural Millwork - Ph. (717) 840-4227 - Fax (717) 840-4228
www.haasmillwork.com - Email: haasmillwork@haasmillwork.com

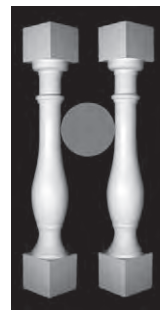
BALUSTRADE SYSTEM Installation Instructions

HAAS ARCHITECTURAL MILLWORK, INC.

BALUSTRADE/RAILING SYSTEM INSTALLATION INSTRUCTIONS

*Haas Architectural Millwork, Inc. is a manufacturer of quality molded urethane. Our product is designed to withstand moisture, insects, and the outside elements. Our millwork has a painted finish that is chemically bonded during the molding process. This base coat will not peel or crack. An additional primer is applied prior to shipping. We do recommend top-coat painting mouldings with an exterior paint.

- Most states use the **4" BALL** to meet building code regulations. This rule is that a 4" ball cannot pass through the widest opening between balusters.



- Structural integrity is the responsibility of the installer.
- Custom items cannot be returned or cancelled once the production has already begun.
- All products that have been approved by Haas Architectural Millwork, Inc. for return must be shipped prepaid and a 20% **restocking fee** will be assessed. Parts that have been installed, painted, or modified in any way may not be returned.
- Proper **safety procedures** are to be used when installing, sanding, or sawing our product, such as wearing safety glasses and a dust mask. Urethane dust can be irritating and should not be inhaled.
- Using Haas Architectural Millwork, Inc. products does not contribute to depleting our valuable forests.
- Haas Architectural Millwork, Inc. products should be stored in the temperature conditions in which they will be installed.
- Haas Architectural Millwork, Inc. **warrants** all of its' products against defects in materials and workmanship for a period of **1 year** from the date of purchase, when used and installed under recommended conditions.
- Haas Architectural Millwork, Inc. offers **balusters with extensions** on top and bottom for stair application.

Newel Post Installation Kit

(Order 1 kit per Newel Post)

Kit Number*	Newel Posts
HNPK 300-4	Fits all 4" newel posts
HNPK 300-6	Fits all 5 1/2" newel posts
HNPK 300-8	Fits all 8" newel posts
HNPK 300-9	Fits all 9" newel posts
HNPK 300-10	Fits all 10" newel posts
HNPK 300-12	Fits all 12" newel posts

*Note: Newel Kits are available for either wood or concrete application. To specify please add -W for wood or -C for concrete to the end of the kit number. Ex. (HNPK 300-4-W or HNPK 302-8-C)

**MADE IN THE
USA**

Wood Kit

1. One floor flange
2. Four 3/8" x 2" lag bolts
3. One 1/2" x 48" threaded rod
4. One "C" channel
5. One 1/2" flat washer
6. One 1/2" lock washer
7. One 1/2" Nut

Concrete Kit

1. One floor flange
2. Four 3/8" x 2 1/4" concrete wedge bolts
3. One 1/2" x 48" threaded rod
4. One "C" channel
5. One 1/2" flat washer
6. One 1/2" lock washer
7. One 1/2" nut

Railing Installation Kit

(Order 1 kit per Top & Bottom Rail Section.)

Kit Number	Fits These Rails
HRK 180	HTR 180, HTR 232-HBR 233, HTR 212-HBR 213
HRK 200	HTR 182-HBR 183 HTR 200-HBR 201, HTR 202-HBR 203 HTR 210-HBR 211 HTR 760-HBR 761
HRK 204	HTR 204-HBR 205, HTR 218, HTR 220
HRK 206	HTR 206-HBR 207, HTR 214-HBR 215
HRK 208	HTR 208-HBR 209, HTR 216

Railing Kit

1. Two pre-drilled aluminum angle brackets. (Top Rail)
2. Two pre-drilled aluminum angle brackets w/ 5/16" tapped hole. (Bottom Rail)
3. Eight #14 x 2" self tapping screws.
4. Four 1/4" x 2" Panhead bolts.
4. Two 5/16" x 1 1/2" hex head bolts.

STAIR RAIL KITS

Simply add an **HRK-(S)**
HRKS 200

*Note: Must provide rise & run.



BALUSTRADE SYSTEM Installation Instructions

IMPORTANT

STEP 1

Mark the layout line and center points of each porch post and newel post prior to installation. This is very important to ensure the accurate length for installing the top and bottom rails. Use 12' as the maximum railing length.

STEP 2

WOOD DECKING INSTALLATION

1. Install blocking under where each newel's floor flange will be located.
2. Locate and center each floor flange and secure using 3/8" lag bolts.
3. Thread the 1/2" x 48" rod into the welded nut on the floor flange and tighten using vise grips.



CONCRETE INSTALLATION

1. Mark anchor hole in floor flange. Drill a 3/8" hole 1 1/4" deep into the cured concrete.
2. Insert anchor and using a punch, set the anchor pin.



STEP 3

1. Measure and combine the heights of the bottom rail and baluster (Distance X). This is the distance between the bottom of the angle brackets used to fasten railings to posts.
2. Mark the location and height of the bottom rail from the concrete or wood surface (Distance B).
3. Using the measurement of the rail and baluster (Distance X), locate the bottom of the top bracket.
4. Mark the top and bottom bracket on the newel post.
5. Mortise the newel post so that the face of the angle brackets are inset and are flush with the surface of the newel post.
6. Drill holes and secure angle brackets with #14 x 2 self tapping screws.



STEP 4

1. Rout the top of the newel post to accept the C-channel.
2. If trim collars are being used, slide them on the bottom before placing the newel post over the floor flange.
3. Put the C-channel in place and secure loosely with the nut and lock washer.



BALUSTRADE SYSTEM Installation Instructions

STEP 5

1. Determine your rail length.
2. Cut top and bottom rail to proper size.
3. Mortise the bottom of each rail to accept the 2 1/2" aluminum angle.
4. Drill a single 5/16" hole in the bottom rail that corresponds with the single 5/16" threaded hole on the bottom 2 1/2" x 2 1/2" aluminum angle.
5. Mark a center line on rails. Mark the position of each baluster then drill a hole to accept the PVC pipe that extends out either end of the baluster. Standard hole saws work well for drilling these holes.
6. Apply a bead of urethane adhesive to the bottom of each baluster and place the balusters in the holes of the bottom rail. Apply a bead of urethane adhesive to the tops of each baluster and set the top rail on the balusters. Clamp together using strap clamps, making sure baluster blocks are square to the bottom and top rail. A straight strip of plywood wedged between the baluster blocks and strap clamps helps to align baluster blocks straight and parallel to the top and bottom rail.
7. Allow the adhesive to set for 12 hours.



STEP 6

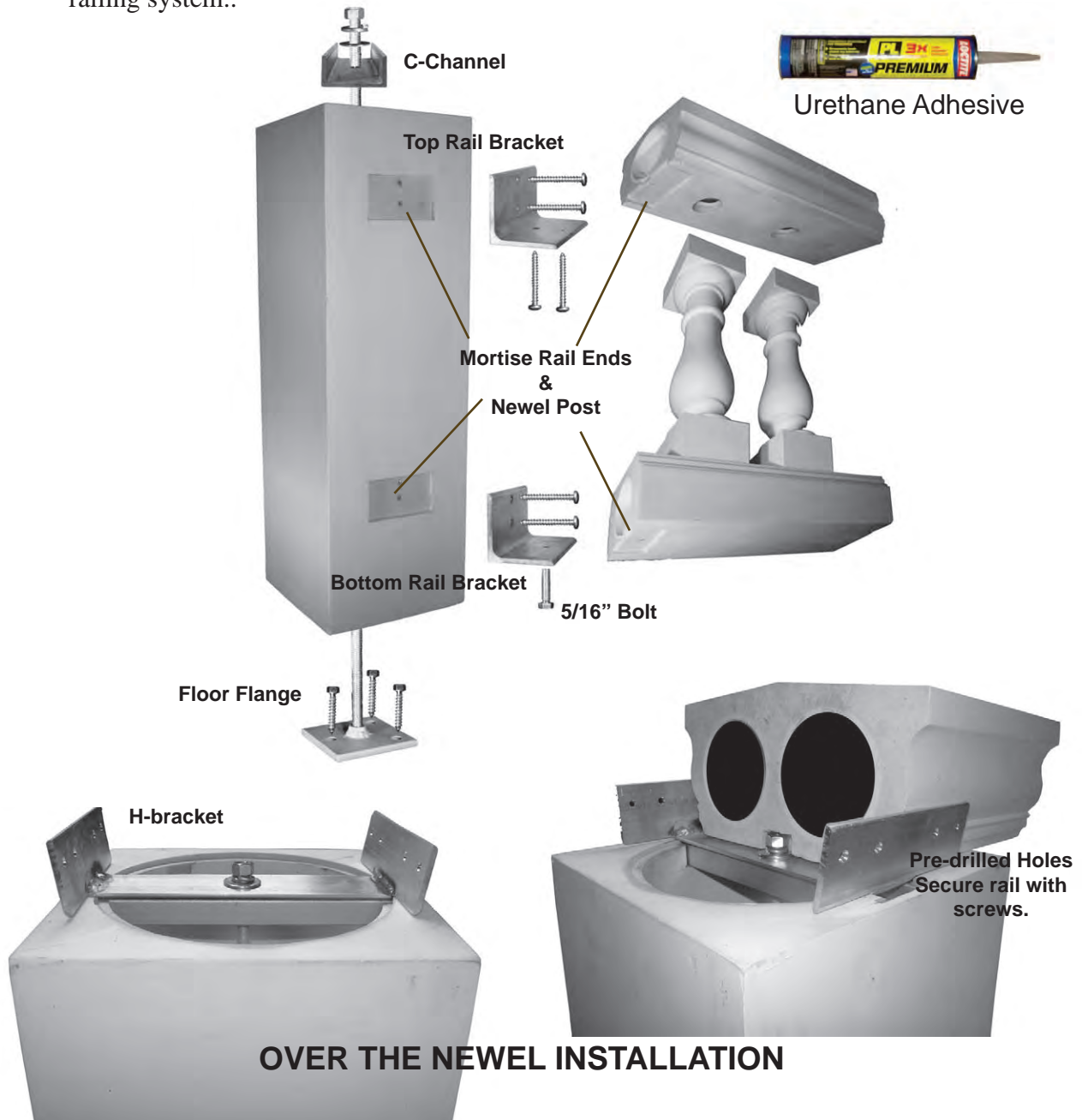
1. Remove the strap clamps from completed railing section.
2. Apply a small bead of urethane adhesive to the aluminum angles that are fastened to the newel posts, and to the ends of each top and bottom rail.
3. Leave the newel posts loose so you can slide the glued up rail section between them without smearing glue on exposed parts of the newel post.
4. Fit the mortises on the undersides of the rail onto the 2 1/2" x 2 1/2" aluminum angle that is mounted to the newel post.
5. Predrill 1/8" holes through the holes in the top aluminum plates into the PVC pipe. Install 2 #14 x 2" pan head self tapping screws.
6. Thread the 5/16" x 1 1/4" bolt through the bottom plate and into the 5/16" hole you drilled in the underside of the bottom rail. (*Note: This 5/16" threaded bolt does not provide downforce. It is intended to keep the rail from moving laterally. Typical installations do not have enough room between the decking and the underside of the bottom rail for the use of screws.)
7. After securing rail section to newel posts tighten up the nut on the newel post, securing it to the deck.
8. Apply a small bead of urethane adhesive to the top of the newel post and glue the newel cap in place. Small brad nails will keep the cap aligned until the glue sets.



BALUSTRADE SYSTEM Installation Instructions

STEP 7

1. After the glue dries, clean off excess with a sharp putty knife. Caulk any cracks with a good quality latex paintable caulk.
2. Haas Architectural Millwork, Inc. recommends applying a finish coat of latex paint to your railing system..



**MADE IN THE
USA**



BALUSTRADE SYSTEM Installation Instructions

Over the Newel Post Installation Kit

(Order 1 kit per Newel Post)

Wood Kit

1. One floor flange
2. Four 3/8" x 2" lag bolts
3. One 1/2" x 48" threaded rod
4. One "C" channel
5. One 1/2" flat washer
6. One 1/2" lock washer
7. One 1/2" Nut
8. One Top Rail H-Bracket

Concrete Kit

1. One floor flange
2. Four 3/8" x 2-1/4" concrete wedge bolts
3. One 1/2" x 48" threaded rod
4. One "C" channel
5. One 1/2" flat washer
6. One 1/2" lock washer
7. One 1/2" nut
8. One Top Rail H-Bracket

Kit Number*	Newel Posts	Fits
HNPk 304-8	In-Line Kit	8" Newel
HCNPK 304-8	Corner Kit	8" Newel
HNPk 304-12	In-Line Kit	12" Newel
HCNPK 304-12	Corner Kit	12" newel

*Note: Specify -W for wood application
or -C for concrete application
Ex. (HNPk 304-8-W or HNPk 304-8-C)

The only change for the OVER THE NEWEL INSTALLATION is the H-bracket is through bolted on top of the C-Channel of the Newel Kit. This also eliminates the need for standard top rail brackets. The top rail is then secured with screws through the pre-drilled hole in the H-Bracket.

Over the Newel Railing Installation Kit

(Order 1 kit per Rail Section)


Kit Number	Fits These Rails
HRK 206-B	HTR 206, HBR 207, HTR 214, HBR 215
HRK 208-B	HTR 208, HBR 209, HTR 216

* STAIR APPLICATION - Standard Stair Rail Kit. & Newel Kit. Over the Newel Kits are not made to work on stairs.

* Comes with Bottom Brackets only.

Over the Newel Railing Kit

1. Two pre-drilled aluminum angle brackets w/ 5/16" tapped hole (Bottom Rail)
2. Eight #14 x 2" self tapping screws
3. Four 1/4" x 2" Panhead bolts
4. Two 5/16" x 1 1/2" hex head bolts



RAIL KITS

Part No. HRK 208 ; HRK 216

STAIR RAIL KITS

Part No. HRKS 208 / HRKS 216

**Customer must specify rise and run of stairs
1 KIT PER TOP & BOTTOM RAIL SECTION



BALUSTRADE SYSTEMS



Order Calculation & Information Sheet

Calculate Number of Balusters

Divide the rail length between your newel posts by the (S) dimension under each baluster in the catalogue.

S = Spacing on Center

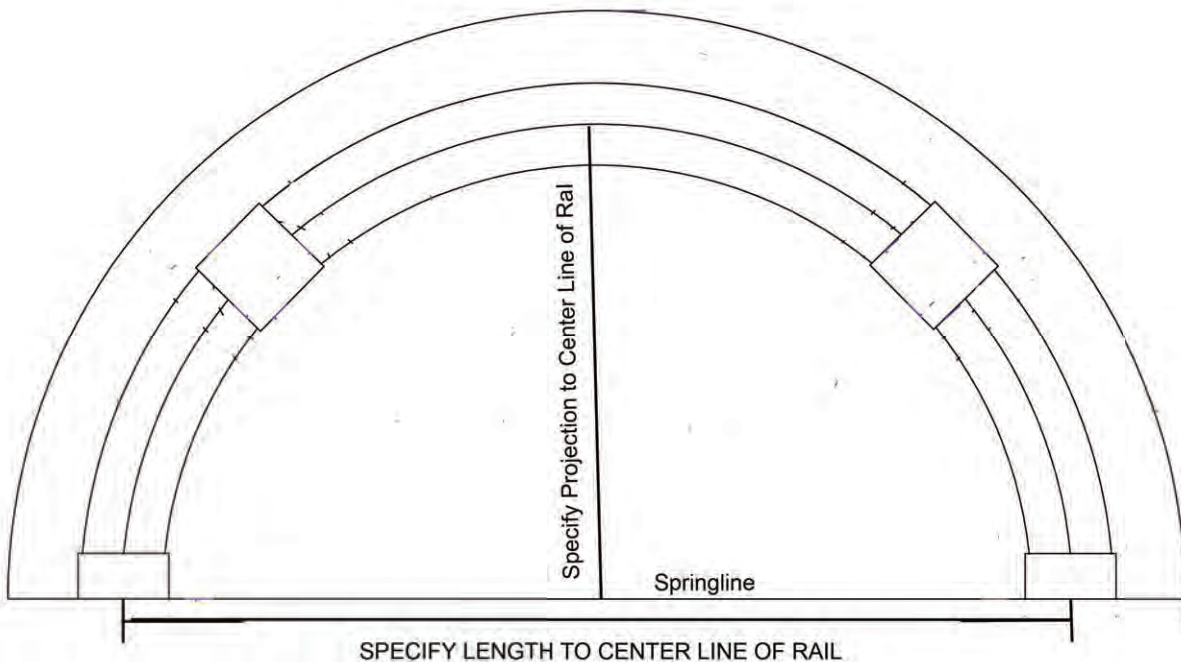
Stair Rail Kits - Provide Rise & Run of Steps



Radius Rails Information









Provide Radius, or Width & Projection of the Porch or from Springline.

RADIUS _____ or (Width _____", Projection _____")



HAAS

BRACKETS

HBKT 100		HBKT 101		HBKT 108									
	W 4-7/8" H 8" Proj. 8"		W 5-3/8" H 20" Proj. 4-7/8"		W 7-3/4" H 20" Proj. 11"								
HBKT 108-1		HBKT 111		HBKT 112									
	W 7-5/8" H 18-1/4" Proj. 6-5/8"		W 7-1/4" H 12" Proj. 10"		W 3-1/2" H 30" Proj. 14"								
HBKT 118		HBKT 121		HBKT 126									
	W 8-1/8" H 7-5/8" Proj. 18-3/4"		W 4" H 15-3/4" Proj. 14"		W 4-1/4" H 23-1/2" Proj. 17-1/2"								
HBKT 133		HBKT 150-1		CUSTOM BRACKETS AVAILABLE									
	W 5-1/2" H 16-1/4" Proj. 7-7/16"		W 2" H 12" Proj. 12"										
HBKT 150-1 BIP		HBKT 152		HBKT 154									
	W 2" H 12" Proj. 12"		W 13-1/2" H 13-1/2" Proj. 3-1/2"		W 2" H 10-1/4" Proj. 7-1/4"								
HBKT 168		HBKT 178		HBKT 179									
	W 2-1/8" H 16" Proj. 9-3/4"		W 8-1/4" H 15" Proj. 7-7/8"		W 2-3/4" H 16" Proj. 9-3/4"								
HBKT 181		HBKT 220		HBKT 288 / HBKT 288-1									
	W 5-1/2" H 13" Proj. 12"		W 4" H 16" Proj. 8"	<table border="1"> <thead> <tr> <th colspan="2">HBKT 288 / HBKT 288-1</th> </tr> </thead> <tbody> <tr> <td>W 2"</td> <td>2"</td> </tr> <tr> <td>H 8"</td> <td>11-7/8"</td> </tr> <tr> <td>Proj. 8"</td> <td>2"</td> </tr> </tbody> </table>		HBKT 288 / HBKT 288-1		W 2"	2"	H 8"	11-7/8"	Proj. 8"	2"
HBKT 288 / HBKT 288-1													
W 2"	2"												
H 8"	11-7/8"												
Proj. 8"	2"												



BRACKETS



HBKT 372



W 6-3/4"
H 4-3/8"
Proj. 6-3/4"

HBKT 375



W 4"
H 21"
Proj. 12"

HBKT 400-30



W 3-1/2"
H 30-1/4"
Proj. 28"

HBKT 400-30 BIP



W 3-1/2"
H 30-1/4"
Proj. 28"

HBKT 403-12



W 1-1/4"
H 12"
Proj. 12"

HBKT 405-6



W 1-1/2" / 1-1/2"
H 6" / 4"
Proj 5-7/8" / 4-1/8"

HBKT 405-4

HBKT 406-10



W 3"
H 10-5/8"
Proj. 7-1/2"

HBKT 406-15



W 3-1/2"
H 15-3/8"
Proj. 11"

HBKT 406-19



W 3-1/2"
H 19"
Proj. 15-1/2"

HBKT 408-16



W 4-1/2"
H 16"
Proj. 10-1/2"

HBKT 409-8



W 3-1/2"
H 8"
Proj. 6-1/2"

HBKT 409-10



W 3-1/2"
H 10"
Proj. 5-1/4"

HBKT 409-10-1



W 3-1/2"
H 10"
Proj. 4"

HBKT 409-10-4



W 4"
H 10"
Proj. 5-1/4"

HBKT 409-24



W 6"
H 24"
Proj. 10"

HBKT- R 409-10



W 3-1/2"
H 10"
Proj. 5-1/4"
*Woodgrain

HBKT 410-1



W 3-5/8"
H 5-1/4"
Proj. 13"

HBKT 411-12



W 1"
H 11-7/8"
Proj. 11-7/8"


HBKT 412-14



W 6"
H 14"
Proj. 8"

HAAS

BRACKETS

HBKT 414-11 / HBKT 414-16		HBKT 415-18		HBKT 416	
	W - 6" / 8" H 11" / 16" Proj. 7" / 10"		W 3-3/8" H 18" Proj. 18"		W 6" H 6" Proj. 36"
HBKT 417-36		HBKT 418-36		HBKT 419-16	
	W 6" H 36" Proj. 36"		W 6" H 36" Proj. 36"		W 6" H 16-1/4" Proj. 11"
HBKT 420-11		HBKT 421-17		HBKT 422-11	
	W 6" H 6-5/8" Proj. 10-7/8"		W 2" H 17-1/4" Proj. 9-5/8"		W 7/8" H 11-1/2" Proj. 7-3/4"
HBKT 423		HBKT 426-24		HBKT 428-32	
	W 7-1/2" H 30" Proj. 14-1/4"		W 4" H 23-7/8" Proj. 18-5/8"		W 3" H 32" Proj. 20"
HBKT 430		HBKT 432		HBKT 434	
	W 3-1/2" H 26-1/2" Proj. 18-1/2"		W 4-1/2" H 15-1/2" Proj. 20"		W 4" H 14" Proj. 18"
HBKT 436-21		HBKT 438-12 / HBKT 438-24		HBKT 488	
	W 3-1/2" H 21" Proj. 12"		W 2" / 3" H 12" / 24" Proj. 10" / 20"		W 3-3/4" H 8-1/4" Proj. 8"
HBKT 502		HBKT 510		HBKT 521	
	W 3-1/2" H 8-3/4" Proj. 3-1/2"		W 5-1/2" H 30" Proj. 24-1/2"		W 6" H 10" Proj. 9-3/8"



BRACKETS

HBKT 616



W 4"
H 12"
Proj. 10"

HBKT 617



W 5"
H 12"
Proj. 5"

HBKT 619




W 9-1/4"
H 11-1/2"
Proj. 23-1/2"

HBKT 627



W 2-3/4"
H 22"
Proj. 22"

HBKT 628



W 7"
H 10-9/16"
Proj. 10-9/16"

HBKT 711-11



W 3-1/2"
H 11"
Proj. 7"



CUSTOM BRACKETS

HBKT 719



W 12"
H 7-1/2"
Proj. 7"

HBKT 725



W 3-1/2"
H 36"
Proj. 42"

HBKT 730



W 7"
H 30"
Proj. 10"

HBKT 800



W 2-1/4"
H 5-7/8"
Proj. 5-7/16"

HBKT 825



W 9-7/16"
H 7-1/4"
Proj. 11-5/8"

HBKT 1011



W 3"
H 11"
Proj. 10"

HBKT 1313



W 3"
H 13"
Proj. 13"

HBKT 1311-C



W 11-1/2"
H 7-1/2"
Proj. 13"

HBKT 1426



W 6-1/2"
H 25-1/2"
Proj. 14-1/2"

HBKT 1410




W 4"
H 10"
Proj. 14"

HBKT 1616



W 2"
H 15-7/8"
Proj. 15-7/8"

CUSTOM BRACKETS
Contact us.
quotes@haasmillwork.com



HAAS

BRACKETS

HBKT 1635		HBKT 1710			
	W 3-1/2" H 16" Proj. 16"		W 5" H 10" Proj. 17"		
HBKT 1810		HBKT 2222			
	W 7-1/4" H 10" Proj. 18"		W 3-1/2" H 22" Proj. 22"		
HBKT 2226		HBKT 2533		HBKT 5245	
	W 8-1/2" H 26" Proj. 22-1/2"		W 2" H 15-7/8" Proj. 15-7/8"		W 5" H 24" Proj. 5"
HBKT 7612		HBKT 8115		HBKT 8166	
	W 7" H 6" Proj. 12"		W 7-7/8" H 12" Proj. 4-1/4"		W 6-3/16" H 16-5/8" Proj. 8-3/16"
HBKT 8727		HBKT 10109		HBKT 16183	
	W 7" H 7-3/8" Proj. 26-5/8"		W 9" H 10" Proj. 10"		W 16" H 18" Proj. 3-1/2"
HBKT 25149		HBKT 28275		HBKT 30244	
	W 3-1/2" H 18" Proj. 16"		W 5-1/2" H 28-1/2" Proj. 27-1/2"		W 4" H 30-1/4" Proj. 24"
HBKT 30308		HBKT 42525		HBKT 63440	
	W 7" H 30" Proj. 30"		W 4" H 25" Proj. 25"		W 5-7/8" H 40" Proj. 34"



DENTIL BLOCKS



HDB 114



W 6"
H 6"
Proj. 13-1/4"

HDB 114-1



W 7-1/2"
H 6"
Proj. 13-1/4"

HDB 122



W 4-1/2"
H 4-1/2"
Proj. 22-1/4"
Available 36" Proj

HDB 122-36

HDB 135



W 7-1/4"
H 4-3/4"
Proj. 10"
.5/12 Pitch Available

HDB 214



W 4-1/2"
H 9-5/8"
Proj. 8-1/2"

HDB 338



W 3"
H 3"
Proj. 8"

HDB 355



W 4-3/4"
H 2-3/4"
Proj. 4-3/4"

HDB 410



W 4-3/4"
H 7-1/4"
Proj. 10"

HDB 444



W 4"
H 4"
Proj. 4"

HDB 462



W 2-1/2"
H 3-1/4"
Proj. 6"

HDB 470-1



W 5-1/8"
H 3-1/2"
Proj. 7-3/4"

HDB 470-2



W 5"
H 4-1/4"
Proj. 7-3/4"

HDB 470-2-LP6,7,8,10



W 5"
H 4-1/4"
Proj. 7-3/4"

HDB 470-2-RP6,7,8,1010



W 5"
H 4-1/4"
Proj. 7-3/4"

HDB 471



W 3-1/2"
H 3-1/2"
Proj. 3-1/2"

ALL DENTIL BLOCKS
CAN BE COPED.






CUSTOM OR PITCHED
DENTIL BLOCKS
CONTACT US FOR A QUOTE.
quotes@haasmillwork.com



BRACKETS & DENTIL BLOCKS

HAAS

DENTIL BLOCKS

HDB 471-1		HDB 472					
	W 4" H 4" Proj. 8"		W 4" H 4" Proj. 6"				
HDB 472-1		HDB 473					
	W 4" H 4" Proj. 11-3/8"		W 4-7/8" H 3" Proj. 5-5/8 6,8,12,12 Pitch Available				
HDB 474		HDB 475		HDB 475-1			
	W 5-15/16" H 7-1/8" Proj. 9-1/2"		W 4-7/16" H 4" Proj. 9"		W 4-7/16" H 4" Proj. 16"		
HDB 476		HDB 476-1		HDB 477-1			
	W 4-5/8" H 2-7/8" Proj. 4-1/8"		W 4-5/8" H 2-7/8" Proj. 75/16"		W 5-7/8" H 5-3/4" Proj. 9-3/4"		
HDB 505		HDB 506		HDB 506-3			
	W 5" H 3-3/8" Proj. 7-3/4"		W 3-3/4" H 5-5/8" Proj. 4-5/8"		W 5-1/8" H 4 1/4" Proj. 7-3/4"		
HDB 510		HDB 510-LP/RP 12		HDB 511		HDB 513	
	W 4-3/4" H 6" Proj. 5" 8,12, Pitch Blocks Available		W 4-3/4" H 6-1/2" Proj. 5-1/2"		W 4-3/8" H 6-7/8" Proj. 5-3/8"		
HDB 519		HDB 521		HDB 542			
	W 7" H 10-3/8" Proj. 12-3/4"		W 6" H 10" Proj. 9-3/8"		W 8" H 4" Proj. 16"		



DENTIL BLOCKS



HDB 560



W 6"
H 5"
Proj. 6"

HDB 668



W 5-1/2"
H 5-3/8"
Proj. 8"

HDB 700



W 3-1/2"
H 4-5/8"
Proj. 14-5/8"

HDB 702-C



Coped to fit
HMLD 2314
W 6-1/4"
H 16-1/2"
Proj. 12-1/4"


HDB 703-C

Coped to fit
HMLD 2314



W 6-1/4"
H 24-1/4"
Proj. 12-1/4"

HDB 771



W 7-1/4"
H 7"
Proj. 10-3/16"

HDB 772



W 6-7/8"
H 6-5/16"
Proj. 11-1/16"

HDB 800



W 3-3/4"
H 4-1/2"
Proj. 8-5/8"

HDB 800-LP-7 / HDB 800-RP-7



7/12 Pitch

W 3-3/4"
H 4-1/2"
Proj. 8-5/8"
7/12 Pitch

HDB 803*



W 3-3/4"
H 5"
Proj. 8"
*Coped

HDB 820



W 6-3/8"
H 5"
Proj. 7"

HDB 900



W 5"
H 4"
Proj. 3-1/2"

HDB 900-1



W 5"
H 4"
Proj. 6-1/4"

HDB 900-2



W 5"
H 5-1/2"
Proj. 7-1/4"

HDB 988



W 8"
H 8"
Proj. 9"

HDB 999



12/12 Pitch
Available
W 4-3/4"
H 4"
Proj. 3-1/2"

HDB 1311-C

Coped to fit
HMLD 2314



W 11-1/2"
H 7-1/2"
Proj. 13"

HDB 7243



W 7-1/2"
H 3-1/2"
Proj. 25"

HDB 10103



W 9"
H 3-5/8"
Proj. 10"

ALL DENTIL BLOCKS
CAN BE COPED.



HAAS

RAFTER TAILS

HRAFT 424



W 6"
H 11"
Proj. 40"


HRAFT 431



W 5"
H 5"
Proj. 24"



HRAFT 460



W 5"
H 12"
Proj. 48"

HRAFT 470



W 4"
H 8"
Proj. 96"

CUSTOM

RAFTER TAILS

PLEASE CONTACT US.

quotes@haasmillwork.com

HRAFT 480



W 5-1/2"
H 11"
Proj. 44"

HBKT 510-B



W 5-5/8"
H 3-1/2"
Proj. 60"

HRAFT 490



W 3-1/2"
H 8"
Proj. 40"

HRAFT 510



W 5-5/8"
H 6-3/8"
Proj. 24-1/2"

HRAFT 571



W 4-1/2"
H 5"
Proj. 71"

HRAFT 39810



W 8"
H 10"
Proj. 39"



HAAS

Haas Architectural Millwork - Ph. (717) 840-4227 - Fax (717) 840-4228
www.haasmillwork.com - Email: haasmillwork@haasmillwork.com

B
R
A
C
K
E
T
S
&
D
E
N
T
I
L
B
L
O
C
K
S

ENTRANCE SYSTEM SELECTION GUIDE

ENTRANCE SYSTEMS

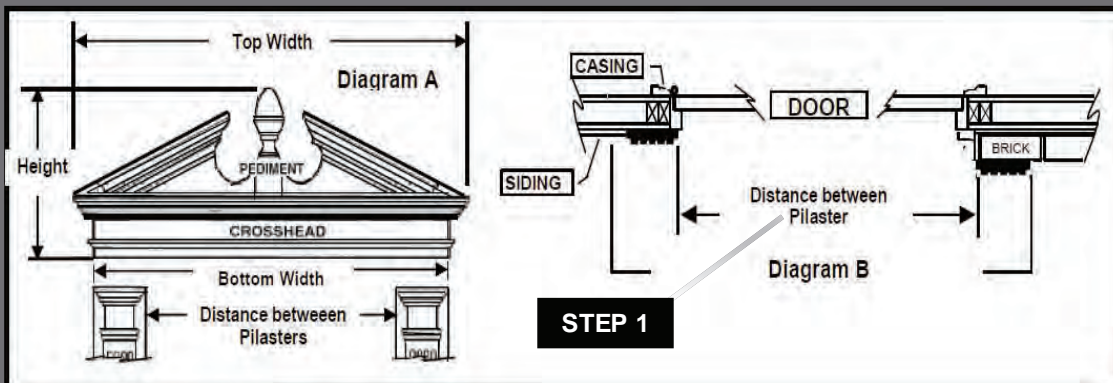


Entrance System Gallery



ENTRANCE SYSTEM SELECTION GUIDE

1. Determine the distance between the inside edge of your pilasters as they will be installed on the door jamb. (See Diagram A & B)
2. Locate the Crosshead & Crosshead/Pediment Combination Selection Chart . Under the Pilaster Widths heading you will see the different widths pilasters available for your entrance system. Each width column lists different door unit dimensions. Locate the dimension that fits or is the closest to the distance between your pilasters. Typically you will go up to the next larger size. This will usually result in the crosshead overhanging the pilasters edge slightly which is not uncommon. Note There may be more than one pilaster width to work with your door system.
3. To select a crosshead and pediment that will work with your chosen pilasters width and door unit dimension, Move to the right across the page under the Crosshead and Crosshead/Pediment Selection Chart. Note: The names correlate to a particular style Crosshead or Crosshead/Pediment Combination as identified at the top of the page.
4. Locate the Pilaster Selection Chart and find the chosen width pilaster required for your application. Select the style you desire and the height needed to fit your application. NOTE: Many doors have a stoop 6" below the bottom of the door and typically the pilasters bottom will stand on the stoop. Pilaster heights can be adjusted by cutting the bottom plinth. Some pilasters are available with a loose plinth. See the Pilaster Selection Chart for details.



Crosshead & Combination Crosshead/Pediment Selection Chart													
200 SERIES Pilaster Widths							SINGLE DOOR						
5"	6"	7"	8"	9"	10"	11"	12"	Description	Part No.	Bottom Width	Top Width	Height	Proj
Distance Between Pilasters													
		STEP 2						Crosshead	HC 50	50"	55-3/4"	9"	4"
								Crosshead w/Key	HCK 50			9"	
								Acorn Combo	HAC 50			23"	
								Peak Combo	HPC 50			23"	
								Plain Segment Combo	HPC 50			23"	
								Rams Head Combo	HRHC 50			29"	
								Segment Sunburst Combo	HPSC 50			23"	
40"	38"	36"	34"	32"	30"	28"	26"						

STEP 3 points to the 36" distance between pilasters in the table.



HAAS

3" ENTRANCE SYSTEM

ACORN COMBO



CROSSHEAD



CROSSHEAD W/KEYSTONE



PEAK COMBO



RAMS HEAD COMBO



SEGMENT SUNBURST COMBO
PLAIN SEGMENT COMBO



Crosshead & Combination Crosshead/Pediment Selection Chart

100 SERIES PILASTER WIDTHS						SINGLE DOOR					
3-3/4"	4-1/2"	5-1/4"	6-3/4"	7-1/2"	9"	Description	Part No.	Bottom Width	Top Width	Height	Proj
Distance Between Pilasters											
40"	38-1/2"	37"	34"	32-1/2"	29-1/2"	Crosshead	HCP 47-1/2	47-1/2"	53-1/4"	6"	3"
						Crosshead w/Key	HCPK 47-1/3			9"	
						Acorn Combo	HACP 47-1/2			20-3/4"	
						Peak Combination	HPCP 47-1/2			19-5/8"	
						Plain Segment Combo	HPSCP 47-1/2			19-7/8"	
						Rams Head Combo	HRHCP 47-1/2			25"	
						Segment Sunburst Combo	HSCP 47-1/2			19-7/8"	
44-1/4"	42-3/4"	44-1/2"	38-1/4"	36-3/4"	33-3/4"	Crosshead	HCP 51-3/4"	51-3/4"	56-1/4"	6"	3"
						Crosshead w/Key	HCPK 51-3/4"			9"	
						Acorn Combo	HACP 51-3/4"			21-1/2"	
						Peak Combination	HPCP 51-3/4"			19-5/8"	
						Plain Segment Combo	HPSCP 51-3/4"			19-7/8"	
						Rams Head Combo	HRHCP 51-3/4"			25"	
						Segment Sunburst Combo	HSCP 51-3/4"			19-7/8"	
SINGLE DOOR & SINGLE DOOR W/ SIDELITES											
47-1/2"	46"	44-1/2"	41-1/2"	40"	37"	Crosshead	HCP 55	55"	59"	6"	3"
						Crosshead w/Key	HCPK 55			9"	
						Acorn Combo	HACP 55			21-1/4"	
						Peak Combination	HPCP 55			23-1/4"	
						Plain Segment Combo	HPSCP 55"			22-5/8"	
						Rams Head Combo	HRHCP 55"			25-3/4"	
						Segment Sunburst Combo	HSCP 55			22-5/8"	
59"	57-1/2"	56"	53"	51-1/2"	48-1/2"	Crosshead	HCP 66-1/2"	66-1/2"	70-1/2"	6"	3"
						Crosshead w/Key	HCPK 66-1/2"			96"	
						Acorn Combo	HACP 66-1/2"			24-7/8"	
						Peak Combination	HPCP 66-1/2"			22-1/8"	
						Plain Segment Combo	HPSCP 66-1/2"			22-1/4"	
						Rams Head Combo	HRHCP 66-1/2"			28-1/2"	
						Segment Sunburst Combo	HSCP 66-1/2"			22-1/4"	

ENTRANCE SYSTEMS



HAAS

3" ENTRANCE SYSTEMS

Crosshead & Combination Crosshead/Pediment Selection Chart

PILASTER WIDTHS						DOUBLE DOORS & SINGLE DOOR w/ SIDELITES					
3-3/4"	4-1/2"	5-1/4"	6-3/4"	7-1/2"	9"	Description	Part No.	Bottom Width	Top Width	Height	Proj
Distance Between Pilasters											
68"	66-1/2"	65"	62"	60-1/2"	57-1/2"	Crosshead	HCP 75-1/2	75-1/2"	79-1/2"	6"	3"
						Crosshead w/Key	HCPK 75-1/2			6"	
						Acorn Combo	HACP 75-1/2			24-1/4"	
						Peak Combination	HPCP 75-1/2			25-1/8"	
						Plain Segment Combo	HPSCP 75-1/2			24-1/4"	
						Rams Head Combo	HRHCP 75-1/2			28-1/2"	
						Segment Sunburst Combo	HSCP 75-1/2			23-1/4"	
71-3/4"	70-1/4"	68-3/4"	65-3/4"	64-1/4"	61-1/4"	Crosshead	HCP 79-1/4"	79-1/4"	83-1/4"	6"	3"
						Crosshead w/Key	HCPK 79-1/4"			9"	
						Acorn Combo	HACP 79-1/4"			24"	
						Peak Combination	HPCP 79-1/4"			19 5/8"	
						Plain Segment Combo	HPSCP 79-1/4"			24-1/4"	
						Rams Head Combo	HRHCP 79-1/4"			28-5/8"	
						Segment Sunburst Combo	HSCP 79-1/4"			24-1/4"	
75-3/4"	74-1/4"	72-3/4"	69-3/4"	68-1/4"	65-1/4"	Crosshead	HCP 83-1/4"	83-1/4"	87-1/4"	6"	3"
						Crosshead w/Key	HCPK 83-1/4"			9"	
						Acorn Combo	HACP 83-1/4"			26"	
						Peak Combination	HPCP 83-1/4"			25-5/8"	
						Plain Segment Combo	HPSCP 83-1/4"			25-1/4"	
						Rams Head Combo	HRHCP 83-1/4"			28-5/8"	
						Segment Sunburst Combo	HSCP 83-1/4"			25-1/4"	

FLUTED PANEL PLAIN

100 SERIES PILASTER SELECTION CHART

FLUTED	PANEL	PLAIN	Width	Height	Proj
HPIL 160-3-90 HPIL 160-3-120* HPIL 160-3-144*		HPIL 162-3-90 HPIL 162-3-120* HPIL 162-3-144*	3-3/4"	90"	1-5/8"
			3-3/4"	120"	
			3-3/4"	144"	
HPIL 160-4-90 HPIL 160-4-120* HPIL 160-4-144*		HPIL 162-4-90 HPIL 162-4-120* HPIL 162-4-144*	4-1/2"	90"	
			4-1/2"	120"	
			4-1/2"	144"	
HPIL 160-5-90 HPIL 160-5-120* HPIL 160-5-144*	HPIL 161-5-90 HPIL 161-5-120	HPIL 162-5-90 HPIL 162-5-120* HPIL 162-5-144*	5-1/4"	90"	
			5-1/4"	120"	
			5-1/4"	144"	
HPIL 160-6-90 HPIL 160-6-120* HPIL 160-6-144*	HPIL 161-6-90 HPIL 161-6-120	HPIL 162-6-90 HPIL 162-6-120* HPIL 162-6-144*	6-3/4"	90"	
			6-3/4"	120"	
			6-3/4"	144"	
HPIL 160-7-90 HPIL 160-7-120* HPIL 160-7-144*	HPIL 161-7-90 HPIL 161-7-120	HPIL 162-7-90 HPIL 162-7-120* HPIL 162-7-144*	7-1/2"	90"	
			7-1/2"	120"	
			7-1/2"	144"	
HPIL 160-9-90 HPIL 160-9-120* HPIL 160-9-144*		HPIL 162-9-90 HPIL 162-9-120* HPIL 162-9-144*	9"	90"	
			9"	120"	
			9"	144"	

*Comes with Loose Plinth



HAAS

Haas Architectural Millwork - Ph. (717) 840-4227 - Fax (717) 840-4228
www.haasmillwork.com - Email: haasmillwork@haasmillwork.com

ENTRANCE SYSTEMS

4" ENTRANCE SYSTEMS

ENTRANCE SYSTEMS

ACORN COMBO



CROSSHEAD



CROSSHEAD W/KEYSTONE



PEAK COMBO



RAMS HEAD COMBO



SEGMENT SUNBURST COMBO
PLAIN SEGMENT COMBO



Crosshead & Combination Crosshead/Pediment Selection Chart

200 SERIES PILASTER WIDTHS

SINGLE DOOR

5"	6"	7"	8"	9"	10"	11"	12"	Description	Part No.	Bottom Width	Top Width	Height	Proj
Distance Between Pilasters													
40"	38"	36"	34"	32"	30"	28"	26"	Crosshead	HC 50	50"	55-3/4"	9"	4"
								Crosshead w/Key	HCK 50			11"	
								Acorn Combo	HAC 50			23"	
								Peak Combination	HPC 50			23"	
								Plain Segment Combo	HPSC 50			23"	
								Rams Head Combo	HRHC 50			29"	
								Segment Sunburst Combo	HSC 50			23"	
44"	42"	40"	38"	36"	34"	32"	30"	Crosshead	HC 54	54"	59-3/4"	9"	4"
								Crosshead w/Key	HCK 54			11"	
								Acorn Combo	HAC54			24"	
								Peak Combination	HPC 54			24"	
								Plain Segment Combo	HPSC 54			24"	
								Rams Head Combo	HRHC 54			30"	
								Segment Sunburst Combo	HSC 54			24"	
SINGLE DOOR & SINGLE DOOR W/ SIDELITES													
50"	48"	46"	44"	42"	40"	38"	36"	Crosshead	HC 60	60"	65-3/4"	9"	4"
								Crosshead w/Key	HCK 60			11"	
								Acorn Combo	HAC 60			25-1/2"	
								Peak Combination	HPC 60			25-1/2"	
								Plain Segment Combo	HPSC 60			25-1/2"	
								Rams Head Combo	HRHC 60			31-1/2"	
								Segment Sunburst Combo	HSC 60			25-1/2"	
56"	54"	52"	50"	48"	46"	44"	42"	Crosshead	HC 66	66"	71-3/4"	9"	4"
								Crosshead w/Key	HCK 66			11"	
								Acorn Combo	HAC 66			27"	
								Peak Combination	HPC 66			27"	
								Plain Segment Combo	HPSC 66			27"	
								Rams Head Combo	HRHC 66			33"	
								Segment Sunburst Combo	HSC 66			27"	
68"	66"	64"	62"	60"	58"	56"	54"	Crosshead	HC 78	78"	83-3/4"	9"	4"
								Crosshead w/Key	HCK 78			11"	
								Acorn Combo	HAC 78			30"	
								Peak Combination	HPC 78			30"	
								Plain Segment Combo	HPSC 78			30"	
								Rams Head Combo	HRHC 78			36"	
								Segment Sunburst Combo	HSC 78			30"	



HAAS

4" ENTRANCE SYSTEMS

Crosshead & Combination Crosshead/Pediment Selection Chart

200 SERIES PILASTER WIDTHS								SINGLE DOOR					
5"	6"	7"	8"	9"	10"	11"	12"	Description	Part No.	Bottom Width	Top Width	Height	Proj
Distance Between Pilasters													
72"	70"	68"	66"	64"	62"	60"	58"	Crosshead	HC 82	82"	87-3/4"	9"	4"
								Crosshead w/Key	HCK 82			11"	
								Acorn Combo	HAC 82			31"	
								Peak Combination	HPC 82			31"	
								Plain Segment Combo	HPSC 82			31"	
								Rams Head Combo	HRHC 82			37"	
								Segment Sunburst Combo	HSC 82			31"	
76"	74"	72"	70"	68"	66"	64"	62"	Crosshead	HC 88	86"	91-3/4"	9"	4"
								Crosshead w/Key	HCK 88			11"	
								Acorn Combo	HAC 88			32"	
								Peak Combination	HPC 88			32"	
								Plain Segment Combo	HPSC 88			32"	
								Rams Head Combo	HRHC 88			38"	
								Segment Sunburst Combo	HSC 88			32"	
84"	82"	80"	78"	76"	76"	74"	72"	Crosshead	HC 94	94"	94-3/4"	9"	4"
								Crosshead w/Key	HCK 94			11"	
								Acorn Combo	HAC 94			34"	
								Peak Combination	HPC 94			34"	
								Plain Segment Combo	HPSC 94			34"	
								Rams Head Combo	HRHC 94			40"	
								Segment Sunburst Combo	HSC 94			342"	

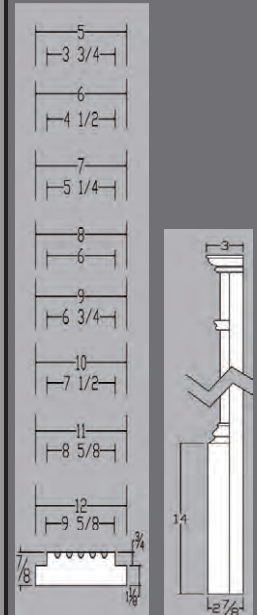
SINGLE DOOR & SINGLE DOOR W/ SIDELITES

FLUTED / PANEL / PLAIN

200 SERIES PILASTER SELECTION CHART

FLUTED	PANEL	PLAIN	Width	Height	Proj
HPIL 260-5-90		HPIL 262-5-90	5"	90"	3"
HPIL 260-5-120*		HPIL 262-5-120*	5"	120"	
HPIL 260-6-90		HPIL 262-6-90	6"	90"	
HPIL 260-6-120*		HPIL 262-6-120*	6"	120"	
HPIL 260-7-90	HPIL 261-7-90	HPIL 262-7-90	7"	90"	
HPIL 260-7-102*		HPIL 262-7-102*	7"	102"	
HPIL 260-7-116*		HPIL 262-7-116*	7"	116"	
HPIL 260-7-120*	HPIL 261-7-120	HPIL 262-7-120*	7"	120"	
HPIL 260-7-144*		HPIL 262-7-144*	7"	144"	
HPIL 260-8-90	HPIL 261-8-90	HPIL 262-8-90	8"	90"	
HPIL 260-8-120*	HPIL 261-8-120	HPIL 262-8-120*	8"	120"	
HPIL 260-8-144*		HPIL 262-8-144*	8"	144"	
HPIL 260-9-90	HPIL 261-9-90	HPIL 262-9-90	9"	90"	
HPIL 260-9-102*	HPIL 261-9-102	HPIL 262-9-108*	9"	108"	
HPIL 260-9-120*	HPIL 261-9-120	HPIL 262-9-120*	9"	120"	
HPIL 260-9-144*		HPIL 262-9-144*	9"	144"	
HPIL 260-10-90	HPIL 261-10-90	HPIL 262-10-90	10"	90"	
HPIL 260-10-108*	HPIL 261-10-108	HPIL 262-10-108*	10"	108"	
HPIL 260-10-120*	HPIL 261-10-120	HPIL 262-10-120*	10"	120"	
HPIL 260-10-144*	HPIL 261-10-144	HPIL 262-10-144*	10"	144"	
HPIL 260-11-90	HPIL 261-11-90	HPIL 262-11-90	11"	90"	
HPIL 260-11-108*		HPIL 262-11-108*	11"	108"	
HPIL 260-11-120*		HPIL 262-11-120*	11"	120"	
HPIL 260-11-144*		HPIL 262-11-144*	11"	144"	
HPIL 260-12-90		HPIL 262-12-90	12"	90"	
HPIL 260-12-108*		HPIL 262-12-108*	12"	108"	
HPIL 260-12-120*		HPIL 262-12-120*	12"	120"	
HPIL 260-12-144*		HPIL 262-12-144*	12"	144"	

(* Pilasters with Loose Plinth




HAAS


6" ENTRANCE SYSTEMS

ENTRANCE SYSTEMS

HSDC




HCC




* Plinths fit 11" Pilasters

HCCK




* Plinths fit 11" Pilasters


HLC




HLPP




HLAP





HRP



HBBP




FLUTED PANEL PLAIN

FLUTED	PANEL	PLAIN	Width	Height	Proj
HPIL 260-9-90	HPIL 261-9-90	HPIL 262-9-90	9"	90"	3"
HPIL 260-9-108*	HPIL 261-9-108*	HPIL 262-9-108*	9"	108"	
HPIL 260-9-120*	HPIL 261-9-120*	HPIL 262-9-120*	9"	120"	
HPIL 260-9-144*		HPIL 262-9-144*	9"	144"	
HPIL 260-10-90	HPIL 261-10-90	HPIL 262-10-90	10"	90"	
HPIL 260-10-108*	HPIL 261-10-108*	HPIL 262-10-108*	10"	108"	
HPIL 260-10-120*	HPIL 261-10-120*	HPIL 262-10-120*	10"	120"	
HPIL 260-10-144*	HPIL 261-10-144*	HPIL 262-10-144*	10"	144"	
HPIL 260-11-90	HPIL 261-11-90	HPIL 262-11-90	11"	90"	
HPIL 260-11-108*		HPIL 262-11-108*	11"	108"	
HPIL 260-11-120*		HPIL 262-11-120*	11"	120"	
HPIL 260-11-144*		HPIL 262-11-144*	11"	144"	
HPIL 260-12-90		HPIL 262-12-90	12"	90"	
HPIL 260-12-108*		HPIL 262-12-108*	12"	108"	
HPIL 260-12-120*		HPIL 262-12-120*	12"	120"	
HPIL 260-12-144*		HPIL 262-12-144*	12"	144"	

HVP 1



HVP 2



HVP 1 & HVP 2 - 8" Projection Custom Entrances. Contact us for a quote.



HAAS

LOUVERS

HCIRT- FLAT CIRCLE TRIM



Part No.	W	Proj
HCIRT 1x3-1/2x24	31"	1"
HCIRT 1x3-1/2x28	35"	1"

HCIRT-1034 CIRCLE TRIM



Part No.	W	Proj
HCIRT 1034-28	35"	1"

HCTL - CIRCLE TOP LOUVER



Part No.	W	H	Proj
HCTL 12X18	12"	18"	2"
HCTL 12X24	12"	24"	2"
HCTL 12X30	12"	30"	2"
HCTL 16X24	16"	24"	2"
HCTL 16X42	16"	42"	2"
HCTL 18X30	18"	30"	2"
HCTL 22X32	22"	32"	2"
HCTL 24X48	24"	48"	2"

HCTLS & HCTLSK-1034 CIRCLE TOP LOUVER w/ SURROUND



Part No.	W	H	Proj
HCTLS 1034-22X32	29"	44"	2"
HCTLSK 1034-22X32	29"	44"	3"

HDL - DIAMOND LOUVER



Part No.	W	Proj
HDL 14	14"	2"
HDL 24	24"	2"

HHOVL- HORIZONTAL OVAL LOUVER



Part No.	W	H	Proj
HHOVL 35X28	35"	28"	2"



****SPECIFY OPEN OR CLOSED****

Example:

HRL 18-**O** Open with screen
HRL 18-**C** Closed

HETL - EYEBROW LOUVER



Part No.	W	H	Proj
HETL 12x24	12"	24"	2"
HETL 18x30	18"	30"	2"
HETL 22X32	22"	32"	2"

HETLT - EYEBROW LOUVER WITH 3-1/2" FLAT TRIM SURROUND



Part No.	W	H	Proj
HETLT 22X32-3-1/2	25-1/2"	35-1/2"	2"

HGL - GOTHIC LOUVER




Part No.	W	H	Proj
HGL 18X36	18"	36"	2"
HGL 18X48	18"	48"	2"
HGL 18X54	18"	54"	2"



HAAS

LOUVERS


HHOVKL - HORIZONTAL OVAL LOUVER WITH KEYSTONES

	<i>Part No.</i>	<i>W</i>	<i>H</i>
	HHOVKL 35X28	35"	28"


HHOVLTRK - HORIZONTAL OVAL LOUVER WITH RECESSED KEYSTONES

	<i>Part No.</i>		
	HHOVLTK 29 X 20		
	<i>W</i>	<i>H</i>	<i>Proj</i>
	29"	20-5/8"	2-1/2"


HHRECTL - HORIZONTAL RECTANGLE LOUVER

	<i>Part No.</i>	<i>W</i>	<i>H</i>	<i>Proj</i>
	HHRECTL 32X16	32"	16"	2"
	HHRECTL 39-1/2X15	39-1/2"	15"	2"
	HHRECTL-M 36X28	36"	28"	2"
(M) Louver has center mull strip.				


HHRKL - HALF ROUND KEYSTONE LOUVER

	<i>Part No.</i>	<i>W</i>	<i>H</i>	<i>Proj</i>
	HHRKL 24	24"	12"	2"
	HHRKL 30	30"	15"	2"
	HHRKL 32	32"	16"	2"
	HHRKL 36	36"	18"	2"
	HHRKL 40	40"	20"	2"


HHRL - HALF ROUND LOUVER

	<i>Part No.</i>	<i>W</i>	<i>H</i>	<i>Proj</i>
	HHRL 18	18"	9"	2"
	HHRL 22	22"	11"	2"
	HHRL 24	24"	12"	2"
	HHRL 28	28"	14"	4"
	HHRL 30	30"	15"	5"
	HHRL 32	32"	16"	6"
	HHRL 36	36"	18"	8"
	HHRL 40	40"	20"	2"


HHRLTKS - LOUVER HALF ROUND W/KEY&TRIM

	<i>Part No.</i>		
	HHRLTKS 1034-32-3-1/2		
	<i>W</i>	<i>H</i>	<i>Proj</i>
	39"	20-3/4"	2-1/2"



HOCL - OCTAGON LOUVER

	<i>Part No.</i>	<i>W</i>	<i>Proj</i>
	HOCL 22	22"	2"
	HOCL 24	24"	2"
	HOCL 27-1/2	27-1/2"	2"

HPL - PEAK TOP LOUVER

	<i>Part No.</i>	<i>W</i>	<i>H</i>	<i>Proj</i>	<i>Pitch</i>
	HPL 18x24-8	18"	24"	2"	8/12
	HPL 24x36-12	24"	36"	2"	12/12
	HPL 32x32-10	32"	32"	2"	10/12

HRECTL - RECTANGLE LOUVER

		<i>Part No.</i>	<i>W</i>	<i>H</i>	<i>Proj</i>
		HRECTL 12x18	12"	18"	2"
		HRECTL 12x24	12"	24"	2"
		HRECTL 16x24	16"	24"	2"
		HRECTL 16x36	16"	36"	2"
		HRECTL 18x24	18"	24"	2"
		HRECTL 18x30	18"	30"	2"
		HRECTL 21x27	21.5"	27.5"	2"
		HRECTL 24x30	24"	30"	2"
		HRECTL 24x36	24"	36"	2"
		HRECTL 32x32	32"	32"	2"
		HRECTL 36x48	36"	48"	2"



3-1/2" & 5-1/2" Flat Trim Surrounds
CONTACT US
quotes@haasmillwork.com



MADE IN THE USA

HAAS

LOUVERS

****SPECIFY OPEN OR CLOSED****

Example:

HRL 18-**O** Open with screen

HRL 18-**C** Closed

HRFLT - 3-1/2" FLAT TRIM ROUND LOUVER



Part No.	W	Proj
HRLFT 27	27"	1-1/2"
HRLFT 34	34"	1-1/2"



HRLT - 1034 ROUND LOUVER W/ 3-1/2" TRIM



Part No.	W	Proj
HRLT 1034 28	35"	2"

HRKL - ROUND KEYSTONE LOUVER



Part No.	W	Proj
HRKL 18	18"	3"
HRKL 24	24"	3"
HRKL 30	30"	3"
HRKL 32	32"	3"
HRKL 36	36"	3"
HRKL 40	40"	3"

CUSTOM STYLES & SIZES AVAILABLE
Please contact us.

HRL - ROUND LOUVER



Part No.	W	Proj
HRL 18	18"	2"
HRL 22	22"	2"
HRL 24	24"	2"
HRL 28	28"	2"
HRL 30	30"	2"
HRL 36	36"	2"

HRLTK - ROUND LOUVER W/ 3-1/2" FLAT TRIM



Part No.	W	Proj
HRLTK 24	31"	2"
HRLTK 28	35"	2"
HRLTK 36	43"	2"

Note: Projection & width do not include keystones.

HRLT - ROUND LOUVER W/ 3-1/2" FLAT TRIM



Part No.	W	Proj
HRLT 18-3-1/2	25"	2"
HRLT 22-3-1/2	29"	2"
HRLT 24-3-1/2	31"	2"
HRLT 28-3-1/2	35"	2"
HRLT 30-3-1/2	37"	2"

HRLTRK - ROUND LOUVER WITH 3-1/2" FLAT TRIM & RECESSED KEYSTONES



Part No.	W	Proj
HRLTRK 24	24"	2"
HRLTRK 30	30"	2"
HRLTRK 36	36"	2"

Note: Projection & width do not include keystones.



HAAS

Haas Architectural Millwork - Ph. (717) 840-4227 - Fax (717) 840-4228
www.haasmillwork.com - Email: haasmillwork@haasmillwork.com

LOUVERS

LOUVERS



Custom Size & Pitch Triangle Louvers.
Contact us for quote.
quotes@haasmillwork.com

****SPECIFY OPEN OR CLOSED****

Example:
HRL 18-**O** Open with screen
HRL 18-**C** Closed

HTL - TRIANGLE LOUVER




**HTL - LR 115 x 35 - Supplied as halves,
left & right.

Part No.	W	H	Proj	Pitch
HTL 32x16	26"	16"	2"	12/12
HTL 36x18	36"	18"	2"	12/12
HTL 48x18	48"	18"	2"	9/12
HTL 48x24	48"	24"	2"	12/12
HTL 64x26	64"	26-5/8"	2"	10/12
HTL 64x32	64"	32"	2"	12/12
HTL 84x17-1/2	84"	17-1/2"	2"	5/12
HTL 120x30	120"	30"	2"	6/12
HTL-LR 115x35	115"	35"	2"	7-13/16/12

HVOVL 1034 VERTICAL OVAL LOUVER



Part No.	W	H	Proj
HVOVL 1034 28X35	28"	35"	1-3/4"



HVOVL - OVAL LOUVER



Part No.	W	H	Proj
HVOVL 20x28	20"	28"	2"

HVOVKL - OVAL KEYSTONE LOUVER



Part No.	W	H	Proj
HVOVKL 28x35	28"	35"	3"

LOUVERS WITH FLAT TRIM
AVAILABLE - CONTACT US



HAAS

CEILING MEDALLIONS

HCM 2002-14



1-1/2" x 14-1/2"
Flower Medallion with Distressed Finish

HCM 2003-14



1-1/4" x 14"

HCM 2024-18 / HCM 2024-25



1-3/4" x 18" / 1-3/4" x 24-1/2"

HCM 2025-28



2-3/4" x 27-3/4"

HCM 2026-24



1-1/8" x 23-7/8"

HCM 2030-31



1-1/8" x 31"

HCM 3324-24



1-1/8" x 23-7/8"

HCM 5021-24 / HCM 5021-31



2-3/4" x 24" / 2-3/4" x 31"

HCM 5030-37



2-1/2" x 37"



HAAS

CEILING MEDALLIONS

HCM 6000-31



1-1/2" x 31-1/4"

HCM 6010-30



1-5/8" x 30"

HCM 6018



1-3/8" x 18"

GABLE DECORATIONS

HGD 200 - Victorian



<i>Part No.</i>	<i>Pitch</i>	<i>Width</i>	<i>Height</i>	<i>Proj</i>
HGD 200 64 X 26-3/4	10/12	64"	26-3/4"	1"
HGD 200 64 X 32	12/12	64"	32"	1"
HGD 200 88 X 29-3/8	8/12	88"	29-3/8"	1"

* Custom sizes available.

HGD 300 - Colonial



<i>Part No.</i>	<i>Pitch</i>	<i>Width</i>	<i>Height</i>	<i>Proj</i>
HGD 300 64 X 26-3/4	10/12	64"	26-3/4"	2-3/4"
HGD 300 64 X 32	12/12	64"	32"	2-3/4"
HGD 300 88 X 29-3/8	8/12	88"	29-3/8"	2-3/4"


* Custom sizes available.

HGD 301



<i>Part No.</i>	<i>Pitch</i>	<i>Width</i>	<i>Height</i>	<i>Proj</i>
HGD 301 96 X 48	12/12	96"	48"	1-1/2"
HGD 301 115 X 48	10/12	115-3/16"	48"	1-1/2"
HGD 301 128 X 48	10/12	128"	48"	1-1/2"

* Custom sizes available.



HAAS

GABLE DECORATIONS

HGD 400 - Sunburst



Part No.	Pitch	Width	Height	Proj
HGD 400 66X33	12/12	66"	33"	2"

* Custom sizes available.



HGAB

Part No.	Pitch	Width	Height	Proj
HGAB 80-8-12-2	8/12	79-7/8"	26-3/4"	2"

* Custom sizes available.



Part No.	Pitch	Width	Height	Proj
HGAB 80-8-12-3	8/12	79-7/8"	26-3/4"	3"

* Custom sizes available.



HGAB

Part No.	Pitch	Width	Height	Proj
HGAB 81-96x48	12/12	96"	48"	3-1/2"

* HGAB - Available in custom sizes.
Contact us for a quote.

Part No.	Pitch	Width	Height	Proj
HGAB 82-96x48	12/12	96"	48"	3-1/2"

HDE 159



HDE 262



Part No.	Width	Height	Proj
HDE 159	5-5/8"	9-3/4"	1-5/8"
HDE 262	20-1/8"	6-5/8"	1-5/8"



DECORATIVE ELEMENTS

HAAS Architectural Millwork
1 source
Custom urethane Millwork.

CUSTOM PARTS
AVAILABLE
Please Contact Us
quotes@haasmillwork.com

HSPAN 91X94

HPAN 12X94

Height 12-1/2"
Width 94"
Projection 2"

HCPAN 29

Height 29"
Width 29"
Projection 2"

HPAN 19X79

Height 79-3/8"
Width 19"
Projection 2"

HALF COLUMN PILASTER

HCAP 560-1



Height 10-7/8"
Width 14"
Proj 7"

HPIL 560 14-144
7" x 14" x 144"

CUSTOM
SIZES
AVAILABLE

Height 10-7/8"
Width 14"
Proj 7"


HBAS 560-2



HSPIRE 1039



Height 39"
Width 10"



HAAS

DECORATIVE ELEMENTS

HNIC 550-1



Height 42-1/2"
Width 16-5/8"
Depth 4"

HNIC 550-2



Height 39-1/4"
Width 16-5/8"
Depth 4"

NIPS

HNIP 3



2-1/4" X 4"

1/2 COLUMN BASE

HHCB 22



ID 22-1/2" X Hght 4-1/4"

CUSTOM PARTS

Historic Restoration or New Design, HAAS is your best source for urethane millwork solutions.

quotes@haasmillwork.com
717-840-4227

HSPAN 150-12-8

HBAL 150-9



Top & Bottom rails 1-1/2" x 2-3/8" x 8'

For more structural and longer applications consider our HTR 213, or HBR 233 Railing. See the Balustrade section for more information.



DECORATIVE ELEMENTS

POST TOPS AND FINIALS



HURN 11

Height 10-7/8"
Base Dia 5-1/4"

HURN 15

Height 15-1/4"
Base Dia 6-1/4"



HPIN 3

Height 4"
Base Dia 2-1/2"



HURN 717

Height 17"
Base Dia 5-1/2"

HURN 820

Height 20"
Base Dia 6-3/4"



HPIN 11

Height 11"
Base Dia 5"

HPIN 14

Height 14"
Base Dia 6-1/2"



HACO 10

Height 9-3/4"
Base Dia 4-1/2"

HACO 12

Height 11"
Base Dia 6-1/8"



HBALL 603-5

Height 6-3/4"
Base Dia 4-1/2"

HBALL 603-8

Height 11"
Base Dia 7-1/2"



HBIP 1

1-5/8" X 2"



HBIP 2

1-3/4" X 2"

MISCELLANEOUS DECORATIVE ELEMENTS



HDE 2

Height 7-3/4"
Width 7-3/4"
Proj 7/8"



HMIS 15

Height 15"
Width 11"
Proj 3-3/8"



HTRI 10

Height 10"
Width 5-1/2"
Proj 3/4"



HTRI 11

Height 36"
Width 7-1/8"
Proj 3/4"



HPIN

Height 7"
Width 4-1/2"



HROS 1

Diameter 11"
Proj 2-3/4"

HAAS

DOOR PANELS

HDP RP

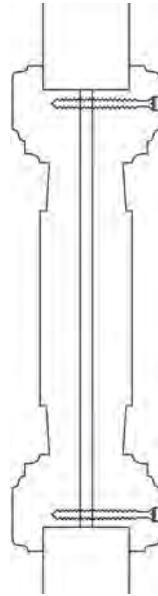


1-3/8" Paint Grade Raised Door Panel

HDP WG-RP



1-3/8" Wood Grain Raised Door Panel



DOOR PANEL



Part Number	Overall Size
HDP RP-10-14	10" X 14"
HDP RP-14-22	14" X 22"
HDP RP-14-24	14" X 24"
HDP WG-RP-10-14	10" X 14"
HDP WG-RP-14-22	14" X 22"
HDP WG-RP-14-24	14" X 24"

MISCELLANEOUS DECORATIVE ELEMENTS

HDS 425

Height 3-1/2"
Width 24-5/8"
Proj 2"



Door Shelf

HDE 20



Width 5-3/4"
Proj 1/2"

HDE 21



Height 3-12"
Width 2-3/4"
Proj 1/4"

HDE 4



Diameter 9"
Proj 3"






HAAS

Haas Architectural Millwork - Ph. (717) 840-4227 - Fax (717) 840-4228
www.haasmillwork.com - Email: haasmillwork@haasmillwork.com

M
I
S
C
E
L
L
A
N
E
O
U
S

FLAT BOARDS

Part Number	Proj.	Height	Length
HFB 3/4x3-1/2x16	3/4"	3-1/2"	16'
HFB 3/4x5-1/2x16	3/4"	5-1/2"	16'
HFB 3/4x7-1/2x16	3/4"	7-1/2"	16'
HFB 3/4x9-1/2x16	3/4"	9-1/2"	16'
HFB 3/4x11-1/2x16	3/4"	11-1/2"	16'
			
HFB 1x3-1/2x16	1"	3-1/2"	16'
HFB 1x5-1/2x16	1"	5-1/2"	16'
HFB 1x7-1/2x16	1"	7-1/2"	16'
HFB 1x9-1/2x16	1"	9-1/2"	16'
HFB 1x11-1/2x16	1"	11-1/2"	16'
HFB 1x16x16	1"	16"	16'
HFB 1x20x16	1"	20"	16'
			
HFB 1-1/2x1-1/2x16	1-1/2"	1-1/2"	16'
HFB 1-1/2x3-1/2x16	1-1/2"	3-1/2"	16'
HFB 1-1/2x5-1/2x16	1-1/2"	5-1/2"	16'
HFB 1-1/2x7-1/2x16	1-1/2"	7-1/2"	16'
HFB 1-1/2x9-1/2x16	1-1/2"	9-1/2"	16'
HFB 1-1/2x11-1/2x16	1-1/2"	11-1/2"	16'
			

* NOTE: Custom widths and thickness available. Please contact us.

MOULDING

Beaded Board Wainscoting



HMLD 1101-7-16R

HMLD 1101-11-16R



1" x 7-1/4" x 16'

1" x 11-1/2" x 16'

*Parts come (rabbeted) as shown to create a traditional beaded ceiling / wainscoting look.

HMLD 1102-16 Hght 19-3/4" x Proj 1" x 16'

1/2" X 1/2" Square Grooves



HAAS

MOULDINGS

HMLD 377-16 Hght 18-3/4" x Proj 1-7/8" x 16'



HMLD 378-16 Hght 6-3/8" x Proj 1-7/8" x 16'



HMLD 379-16 Hght 12-3/8" x Proj 1-1/2" x 16'



HMLD 711-10 Hght 2-7/8" x Proj 5/8" x 10'




HMLD 721-12 Hght 6-1/2" x Proj 2-1/2" x 12'



HMLD 900-8 Hght 2-5/8" x Proj 2" x 8'



HMLD 902-5-12 Hght 4-1/4" x Proj 4" x 12'



HMLD 1000-14 Hght 1-7/8" x Proj 1" x 14'



HMLD 1001-16 Hght 1-7/8" x Proj 1-3/8" x 16'



HMLD 1001-1-16 Hght 2-1/8" x Proj 1-3/4" x 16'




HMLD 1002-16 Hght 3-7/8" x Proj 3-7/8" x 16'



HMLD 1002-1-16 Hght 4-1/4" x Proj 4-1/2" x 16'



















HMLD 1004-16 Hght 3" x Proj 2-1/4" x 16'















"BAMBOO"



MOULDINGS


HMLD 1005-8	Hght 3/4" x Proj 3/4" x 8'		
HMLD 1005-18	Hght 1-5/8" x Proj 3/4" x 8'		
HMLD 1006-16	Hght 2-3/4" x Proj 2-3/4" x 16'		
HMLD 1008-12	Hght 7/8" x Proj 2-5/8" x 12'		
HMLD 1009-16	Hght 7-3/4" x Proj 5-3/4" x 16'		
HMLD 1010-12	Hght 3" x Proj 2" x 12'		
HMLD 1011-16	Hght 16" x Proj 3-3/4" x 16'		
HMLD 1012-16	Hght 2" x Proj 3/4" x 16'		

HMLD 1013-16	Hght 2" x Proj 1-1/4" x 16'		
HMLD 1014-16	Hght 2" x Proj 1-1/2" x 16'		
HMLD 1015-16	Hght 2" x Proj 2" x 16'		
HMLD 1016-18	Hght 4-1/2" x Proj 3-5/8" x 18'		
HMLD 1018-16	Hght 2-1/4" x Proj 1-1/8" x 16'		
HMLD 1019-8	Hght 10-3/4" x Proj 2" x 8'		

ARCHES & RADIUS MOULDINGS

- HALF ROUND ARCHES
- SEGMENT ARCHES
- ELLIPTICAL ARCHES
- CONCAVE & CONVEX RADIUS

Please contact us - (717) 840-4227



HAAS

MOULDINGS

HMLD 1020-16 Hght 7-1/2" x Proj 3-1/2" x 16'



HMLD 1021-16 Hght 4-1/8" x Proj 3-1/2" x 16'



HMLD 1022-16 Hght 1-3/4" x Proj 1" x 16'




HMLD 1023-16 Hght 3-1/4" x Proj 3/4" x 16'



HMLD 1024-16 Hght 4-1/4" x Proj 4" x 16'



HMLD 1025-16 Hght 1-3/8" x Proj 13/16" x 16'



CONVERSION & CROSS-REFERENCE

send your list to
quotes@haasmillwork.com




HMLD 1026-16 Hght 5-3/4" x Proj 1-1/8" x 16'



HMLD 1027-16 Hght 4-5/8" x Proj 3-1/2" x 16'



HMLD 1028-16 Hght 7-1/2" x Proj 1" x 16'



HMLD 1029-16 Hght 5-1/4" x Proj 5/8" x 16'



HMLD 1030-16 Hght 5" x Proj 7/8" x 16'



MOULDINGS

HMLD 1030-1-16 Hght 5" x Proj 1-1/8" x 16'



HMLD 1031-16 Hght 5-1/2" x Proj 1-5/8" x 16'



HMLD 1031-1-16 Hght 5-1/2" x Proj 2" x 16'



HMLD 1032-16 Hght 4-1/4" x Proj 1-1/2" x 16'



HMLD 1033-16 Hght 5-1/2" x Proj 1-3/4" x 16'



HMLD 1033-1-16 Hght 7" x Proj 1-3/4" x 16'



HMLD 1034-16 Hght 3-1/2" x Proj 1" x 16'



ROSETTES

HROS 2



Width 3-3/4"
Hght 3-3/4"
Projection 1"

HROS 3



Width 4-1/2"
Hght 4-1/2"
Proj 2-3/8"

HROS 9



Width 6-1/2"
Hght 6-1/2"
Proj 1-1/8"

HROS 5



Width 5-1/2"
Hght 5-1/2"
Proj 2-1/8"

HROS 13



Width 5-1/2"
Hght 5-1/2"
Projection 1"

HROS 24



Width 4-1/4"
Hght 4-1/4"
Projection 1"

HROS 71




Width 3-3/4"
Hght 3-3/4"
Proj 1-13/16"

HMLD 1034-1-16 Hght 3-1/2" x Proj 1-3/4" x 16'



HMLD 1035-16 Hght 2-1/8" x Proj 1-5/8" x 16'



HMLD 1036-16 Hght 6-1/4" x Proj 4-3/8" x 16'



URETHANE ADHESIVE















Use Urethane Adhesive in all joints.

M
O
U
L
D
I
N
G
S

HAAS

MOULDINGS

HMLD 1037-16 Hght 3-3/8" x Proj 2-1/8" x 16'	
	
HMLD 1038-16 Hght 6-1/2" x Proj 4-1/2" x 16'	
	
HMLD 1039-16 Hght 12-3/4" x Proj 3-1/2" x 16'	
	
HMLD 1040-16 Hght 3-3/4" x Proj 3-3/4" x 16'	
	
HMLD 1041-16 Hght 4-1/4" x Proj 3-3/8" x 16'	
	
HMLD 1042-16 Hght 4" x Proj 3/4" x 16'	
	
<p>ARCHES & RADIUS MOULDINGS HALF ROUND ARCHES SEGMENT ARCHES ELLIPTICAL ARCHES CONCAVE & CONVEX RADIUS quotes@haasmillwork.com</p>	



HMLD 1042-1-16 Hght 4" x Proj 1-1/8" x 16'	
	
HMLD 1043-16 Hght 3-1/2" x Proj 1-1/8" x 16'	
	
HMLD 1044-16 Hght 3-1/2" x Proj 1-1/8" x 16'	
	
HMLD 1045-16 Hght 5-1/4" x Proj 1" x 16'	
	
HMLD 1045-1-16 Hght 7-1/4" x Proj 1" x 16'	
	

M
O
U
L
D
I
N
G
S



MOULDINGS

CUSTOM RADIUS MOULDINGS
 CONCAVE CONVEX
 PLEASE CONTACT US.
quotes@haasmillwork.com

HMLD 1046-16 Hght 10" x Proj 2-3/4" x 16'



HMLD 1048-16 Hght 9-1/2" x Proj 10-1/8" x 16'



HMLD 1049-16 Hght 4-1/2" x Proj 1-1/8" x 16'



HMLD 1050-16 Hght 3-1/2" x Proj 2-1/4" x 16'



HMLD 1051-16 Hght 6-1/2" x Proj 3-1/2" x 16'




HMLD 1052-8 Hght 3-3/4" x Proj 3-3/4" x 8'



HMLD 1053-8 Hght 3-3/4" x Proj 3-3/4" x 8'



HMLD 1054-16 Hght 5-1/4" x Proj 4" x 16'



HMLD 1055-12 Hght 8" x Proj 5-11/16" x 12'



HMLD 1056-8 Hght 1-3/4" x Proj 1-1/8" x 8'



HMLD 1057-16 Hght 10-1/8" x Proj 9-1/2" x 16'



HMLD 1058-16 Hght 11" x Proj 6-1/2" x 16'



HMLD 1059-16 Hght 15-1/2" x Proj 9-1/2" x 16'




M
O
U
L
D
I
N
G
S



HAAS

MOULDINGS


HMLD 1060-16 Hght 7-3/4" x Proj 2-3/8" x 16'



HMLD 1061-16 Hght 4" x Proj 3-5/8" x 16'



HMLD 1062-16 Hght 3-3/8" x Proj 2-5/8" x 16'



HMLD 1063-16 Hght 10-1/4" x Proj 5-3/8" x 16'



HMLD 1064-12 Hght 14-3/8" x Proj 8-7/8" x 12'



HMLD 1065-16 Hght 12-1/2" x Proj 7-1/4" x 16'



HMLD 1066-16 Hght 9-1/8" x Proj 3-3/8" x 16'



HMLD 1067-8 Hght 1-3/8" x Proj 11/16" x 8'



HMLD 1068-16 Hght 5-1/4" x Proj 2-1/2" x 16'



HMLD 1069-16 Hght 6-1/4" x Proj 3-3/4" x 16'



HMLD 1070-16 Hght 6" x Proj 1-1/2" x 16'



*Contact us for pitch applications.

**CUSTOM MOULDINGS AVAILABLE
CALL OR FAX US YOUR DRAWING.**

Ph: - (717) 840-4227
Fax: - (717) 840-4228



MOULDINGS

HMLD 1071-16 Hght 7" x Proj 1-1/2" x 16'



HMLD 1071-9-16 Hght 9-1/2" x Proj 1-1/2" x 16'




HMLD 1071-11-16 Hght 11-1/2" x Proj 1-1/2" x 16'



HMLD 1072-16 Hght 9" x Proj 1-3/8" x 16'



HMLD 1072-1-16 Hght 9" x Proj 1-3/4" x 16'




HMLD 1073-16 Hght 2-3/8" x Proj 1-1/2" x 16'




HMLD 1074-16 Hght 9-1/2" x Proj 8-3/4" x 16'



HMLD 1075-16 Hght 5-1/2" x Proj 1-1/2" x 16'



HMLD 1075-1-16 Hght 8-1/2" x Proj 1-1/2" x 16'



HMLD 1076-8 Hght 2-3/8" x Proj 2-1/4" x 8'




HMLD 1078-8 Hght 4-1/2" x Proj 1-1/2" x 8'



HMLD 1079-8 Hght 3-3/8" x Proj 1-3/8" x 8'




HMLD 1080-16 Hght 14-1/2" x Proj 2-1/16" x 16'



CONVERSION & CROSS-REFERENCE

SEND US YOUR LIST.
quotes@haasmillwork.com

M
O
U
L
D
I
N
G
S



HAAS

MOULDINGS

*HMLD 1081-8 Hght 7-1/2" x Proj 6" x 8'



19-1/4" Spacing On-center

**Custom on-center spacing is available. Call for quote.*

HMLD 1082-8 Hght 9/16" x Proj 9/16" x 8'




HMLD 1082-1-8 Hght 1-3/8" x Proj 9/16" x 8'



HMLD 1083-12 Hght 7-1/2" x Proj 6-1/2" x 12'



HMLD 1085-16 Hght 12" x Proj 4-1/2" x 16'



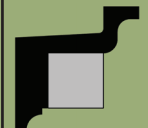
HMLD 1090-8 Hght 2-1/2" x Proj 5/8" x 8'



CUSTOM RADIUS MOULDINGS
CONCAVE CONVEX
PLEASE CONTACT US.
quotes@haasmillwork.com




HMLD 1092-16 Hght 5-1/2" x Proj 5" x 16'




HMLD 1098-12 Hght 10-1/4" x Proj 13-1/2" x 12'



HMLD 1101-7-16 Hght 7-1/4" x Proj 1" X 16'



HMLD 1101-11-16 Hght 11-1/2" x Proj 1" x 16'



USE URETHANE ADHESIVE
IN ALL JOINTS.



MOULDINGS



HMLD 1120-16 5-3/4" X 2-3/8" X 16'



HMLD 1630-16' Hght 7-1/4" x Proj 8-1/8" x 16'



HMLD 2015-16 Hgt 8" x Proj 6-7/16" x 16'



HMLD 2019-16 Hght 3-1/4" x Proj 2-1/8" x 16'



HMLD 2021-8 Hght 2" x Proj 1-3/8" x 16'




HMLD 2027-12 Hght 14-3/4" x Proj 6-7/8" x 12'



HMLD 2032-12 Hght 5-1/4" x Proj 5-1/4" x 12'



HMLD 2041-16 Hght 5-1/4" x Proj 4-1/4" x 16'



HMLD 2046-12 Hght 2-3/4" x Proj 2-1/2" x 12'



HMLD 2057-12 Hght 14-1/2" x Proj 10" x 12'



HMLD 2061-12 Hght 17" x Proj 5-1/2" x 12'































USE URETHANE ADHESIVE
IN ALL JOINTS.



HAAS

MOULDINGS

HMLD 2072-16	Hght 4-1/2" x Proj 1-5/8" x 16'		
HMLD 2083-16	Hght 12" x Proj 10" x 16'		
HMLD 2088-16	Hght 7" x Proj 5-1/2" x 16'		
HMLD 2093-12	Hght 15-1/2" x Proj 8-1/4" x 12'		
HMLD 2093-1-12	Hght 15-1/2" x Proj 8-1/4" x 12'		
HMLD 2103-16	Hght 3" x Proj 3/4" x 16'		
HMLD 2108-16	Hght 6" x Proj 6" x 16'		

HMLD 2110-16	Hght 8" x Proj 8" x 16'		
HMLD 2116-12	Hght 10" x Proj 9" x 12'		
HMLD 2121-16	Hght 1-1/2" x Proj 4" x 16'		
HMLD 2122-16	Hght 10-3/4" x Proj 5-5/8" x 16'		
HMLD 2130-8	Hght 1-3/4" x Proj 5/8" x 8'		
HMLD 2134-12	Hght 17-3/4" x Proj 13-5/8" x 12'		
HMLD 2139-12	Hght 1-3/4" x Proj 2-1/2" x 12'		



MOULDINGS

HMLD 2152-16 Hght 8-13/16" x Proj 4-3/4" x 16'



HMLD 2152A-16 Hght 8-5/8" x Proj 4-3/4" x 16'



HMLD 2152B-16 Hght 2" x Proj 1" x 16'



HMLD 2157-8 Hght " x Proj " x 8'



HMLD 2162-16 Hght 12" x Proj 2" x 16'



HMLD 2308-12 Hght 5-3/8" x Proj 6" x 12'



CONCAVE CONVEX RADIUS
AVAILABLE
PLEASE CONTACT US
quotes@haasmillwork.com

HMLD 2309-10 Hght 3/4" x Proj 4-3/8" x 10'



HMLD 2310-16 Hght 10" x Proj 6" x 16'



HMLD 2311-12 Hgt 12" X Proj 10" X 12'



HMLD 2312-10 Hght 5" x Proj 5" x 10'



HMLD 2313-10 Hght 18" x Proj 3" x 10'



HMLD 2314-10 Hgt 2-1/4" X Proj 2-1/4" X 10'



HMLD 2337-16 Hght 8-3/4" x Proj 1" x 16'



M
O
U
L
D
I
N
G
S











HAAS

MOULDINGS

HMLD 2338-8	Hght 1-1/2" x Proj 3/4" x 8'		
HMLD 2366-8	Hght 2-3/8" x Proj 1-1/163" x 8'		
HMLD 2369-16	Hght 7-7/8" x Proj 7-7/8" x 16'		
HMLD 2370-10	Hght 5-7/8" x Proj 4-3/4" x 10'		
HMLD 2371-10	Hght 4-1/2" x Proj 4-1/2" x 10'		
HMLD 2374-12	Hght 8-1/4" x Proj 10-1/4" x 12'		
HMLD 2375-8	Hght 1-3/4" x Proj 7/8" x 8'		



HMLD 2401-16	Hgt 4-3/4" X Proj 5-3/4" X 16'		
HMLD 2402-16	Hgt 6-9/16" X Proj 5-1/2" X 16'		
HMLD 2408-8	Hgt 4" X Proj 3-1/4" X 8'		
HMLD 2431-16	Hght 7" x Proj 7" x 16'		
<p>CUSTOM MOULDINGS AVAILABLE CALL OR FAX US YOUR DRAWING</p> <p>Ph. - (717) 840-4227 Fax. - (717) 840-4228</p>			



MOULDINGS


HMLD 2432-16 Hght 7-1/8" x Proj 5-5/8" x 16'



HMLD 2435-16 Hght 4-3/4" x Proj 4-3/4" x 16'



HMLD 2455-16 Hght 17" x Proj 1-3/4" x 16'



HMLD 2497-16 Hght 7-1/4" x Proj 12" x 16'




HMLD 2498-16 Hght 6-1/2" x Proj 6" x 16'



HMLD 2499-12 Hght 4-1/16" x Proj 4-1/16" x 12'



HMLD 2500-10 Hght 8-1/2" x Proj 2" x 10'




HMLD 2502-16 Hght 6-1/2" x Proj 1-3/8" x 16'



HMLD 2504-8 Hght 4-3/4" x Proj 3" x 8'



HMLD 2506-8 Hght 1-3/8" x Proj 5/8" x 8'



HMLD 2539-12 Hgt 6-9/16" x Proj 5-3/4" x 12'




HMLD 2550-12 Hgt 7" x Proj 5-5/8" x 12'



HMLD 2555-12 Hgt 1-3/4" X Proj 3-1/2" X 12'



HMLD 2597-8 Hgt 4-1/2" X Proj 5-1/2" X 8'



M
O
U
L
D
I
N
G
S

HAAS

MOULDINGS

HMLD 2611-16'	Hgt 7" X Proj 4-1/2" X 16'		
HMLD 2693-16	Hgt 1-13/16" x Proj 1-1/16" x 8'		
HMLD 3001-8	Hght 8-1/2" x Proj 6" x 8'		
HMLD 3025-16	Hgt 2-3/8" x Proj 1" x 16"		
HMLD 3100-16	Hght 11" x Proj 6-1/4" x 16'		
HMLD 3120-16	Hgt 7-5/8" x Proj 6-1/2" x 16'		
HMLD 3178-8	Hgt 3-5/8" X Proj 1-7/8 X 8'		



HMLD 3316-16	Hgt 8-7/16" x Proj 4-3/4" x 16'		
HMLD 3318-16	Hgt 2-1/4" x Proj 3-3/4" x 16'		
HMLD 4067-16	Hgt 5-1/2 x Proj 3-7/8" x 16'		
HMLD 4490-16	Hght 7-1/4" x Proj 8-1/3" x 16'		
HMLD 6425-12	Hght 9-1/2" x Proj 4-1/2" x 11'-5"		

M
O
U
L
D
I
N
G
S



PITCHED DENTIL MOULDING

HMLD 1049- LP/RP- 8 Hght 4-1/2 x Proj 1-1/8" x 8'



Part Number		Pitch
HMLD 1049-5-8L	HMLD 1049-5-8R	5/12
HMLD 1049-6-8L	HMLD 1049-6-8R	6/12
HMLD 1049-7-8L	HMLD 1049-7-8R	7/12
HMLD 1049-8-8L	HMLD 1049-8-8R	8/12
HMLD 1049-9-8L	HMLD 1049-9-8R	9/12
HMLD 1049-10-8L	HMLD 1049-10-8R	10/12
HMLD 1049-12-8L	HMLD 1049-12-8R	12/12

L = Left pitch. R = Right pitch.

HMLD 1070-LPRP-8 Hght 6" x Proj 1-1/2" x 8'



Part Number		Pitch
HMLD 1070-5-8L	HMLD 1070-5-8R	5/12
HMLD 1070-6-8L	HMLD 1070-6-8R	6/12
HMLD 1070-7-8L	HMLD 1070-7-8R	7/12
HMLD 1070-8-8L	HMLD 1070-8-8R	8/12
HMLD 1070-9-8L	HMLD 1070-9-8R	9/12
HMLD 1070-10-8L	HMLD 1070-10-8R	10/12
HMLD 1070-12-8L	HMLD 1070-12-8R	12/12

L = Left pitch R = Right pitch

VENTED SOFFIT MOULDING

HVSM 1009-16 Hght 10" x Proj 8" x 16'



HVSM 1051-16 Hght 9" x Proj 5-3/8" x 16'



HVSM 1065-16 Hght 15" x Proj 9-1/8" x 16'



HVSM 2550-16 Hght 9-1/4" x Proj 7-5/8" x 16'



PRE-MITERED CORNERS AVAILABLE

*Shipped as two pieces Left and Right.

PLEASE CONTACT US.

quotes@haasmillwork.com

• Vented soffit moulding comes with insect screen.

*Other vented profiles available. Call for quote.



MOULDINGS

All urethane moldings will expand and contract with temperature. It is recommended to install the moldings as tightly as possible to minimize expansion and contraction.

- **STORAGE** - If the product is stored in a trailer, remove and allow the material to adjust to the temperature in which it is being installed. Allow the moulding to adapt for at least 24 hours prior to installation.
- **CUTTING** – Urethane Millwork can be cut using the same basic methods and tools as wood.
- **JOINTS** – Butt joints on straight runs and mitered joints for corners.
- **ADHESIVE** – PL-PREMIUM urethane adhesive should be used in all joints and can help secure moulding to the wall and ceiling when applied to the back of the product.
- **BLOCKING** - Install molding on a solid backing or studs 16” on center or less. Larger molding will require additional blocking.
- **FASTENERS** –Galvanized screws are the best fastener or coated ring-shank nails with a head.

Installation Procedure:

- Measure for the length of molding needed to fit your application and add 1/8” to the measurement and mark your molding. **Ex.** If your application measures 10’, mark and cut your molding at 10’-1/8”. If your application requires 16’ add 3/16” to your measurement or approximately 1/16 inch for every 5 feet of molding.
- Fasten one side of the molding in place. Bow the center of the piece out away from the wall to allow the other end of the molding to fit in place and fasten. Push the center of the molding against the wall and secure with recommended fasteners and Urethane adhesive.
- **PAINT PREP** – Haas urethane millwork is factory primed with a high emulsion exterior paint. Fill fastener holes with painter’s putty. Any joint alignment required can be performed with sand paper. Use 2-part plastic wood filler to recreate smooth surface. Follow manufactures recommendations for cure time before spot priming.
- **PAINT** - Use a 100% acrylic latex paint with a Light Reflective Value (LRV) of 55 or higher. • For paint colors equivalent to an LRV of 54 or lower, paints specifically designed for such applications must be used.




HAAS

ARCHES



HARC 1033



COPEL Keystone - HKST 1033-C

HARC 1034-1



COPEL Keystone - HKST 1034-1-C

HARC 1031



COPEL Keystone - HKST 1031-C

HARC 1046



COPEL Keystone - HKST 1046-C

HARC 1032



COPEL Keystone - HKST 1032-C

CUSTOM RADIUS MOULDINGS

CONCAVE CONVEX RADIUS
ARCH MOULDING
AVAILABLE

W
I
N
D
O
W


F
E
A
T
U
R
E
S



HAAS

ARCHES

3-1/2" Flat Half Round Arches



HARC 1104	Hght 3-1/2" x Proj 1"
HARC 1504	Hght 3-1/2" x Proj 1-1/2"
HARC 7504	Hght 3-1/2" x Proj 3/4"

Available with Keystone - HARC(K)
 COPED Keystone - HKST 1033-C



5-1/2" Flat Half Round Arches



HARC 1106	Hght 5-1/2" x Proj 1"
HARC 1506	Hght 5-1/2" x Proj 1-1/2"
HARC 7506	Hght 5-1/2" x Proj 3/4"

Available with Keystone - HARC(K)
 COPED Keystone - HKST 1033-C

HARC 900



COPED Keystone - HKST 900-C

HARC 901



*Available without Keystone

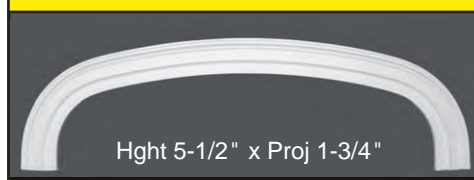
Flat Segment Arches



HSARC 1104	Hght 3-1/2" x Proj 1"
HSARC 1106	Hght 5-1/2" x Proj 1"

COPED Keystone - HKST 1104-C

HEARC 1033



Hght 5-1/2" x Proj 1-3/4"

COPED Keystone - HKST 1133-C

* Arch with Keystone applied. HARC(K)

W
I
N
D
O
W
F
E
A
T
U
R
E
S



HAAS

WINDOW HEADS

PLAIN KEYSTONES



To Fit Moulding

Item No.	Height	Top Width	Bottom Width	Proj
HKST 1031	7"	5-3/4"	3-1/2"	3"
HKST 1031-1	7"	5-3/4"	3-1/2"	3-3/8"
HKST 1032	5-3/8"	5"	3"	3"
HKST 1033	7"	5-3/4"	3-1/2"	2-1/2"
HKST 1033-1	8-1/2"	5-3/4"	3"	2-1/2"
HKST 1034	5"	4-3/4"	4-1/8"	1-3/4"
HKST 1034-1	5"	4-3/4"	4-1/8"	2-1/2"
HKST 1046	11-1/2"	7-1/2"	4-1/8"	4"
HKST 1104	5"	4-3/4"	3"	2-1/2"
HKST 1106	7"	5-3/4"	3-1/2"	2-3/8"

To Fit Window Heads

Item No.	Height	Top Width	Bottom Width	Proj
HKST 900	7-3/4"	8-1/8"	4-5/16"	4"
HKST 901	10-3/4"	10"	4-9/16"	4"
HKST 902	10-3/4"	10"	5-1/8"	5-1/2"
HKST 903	10-3/4"	10"	5-1/8"	5-1/2"
HKST 904	12-7/8"	11-7/8"	6"	7"
HKST 905	10-3/4"	10"	5-1/8"	5-1/2"
HKST 906	10-3/4"	10"	5-1/8"	5-1/2"
HKST 907	10"	10"	5"	3"
HKST 908	7"	5-3/4"	3-1/2"	3"
HKST 912	11-1/2"	7-1/2"	4-1/8"	4"
HKST 913	11-1/2"	7-1/2"	4-1/8"	4"
HKST 930	13-3/4"	10"	3-3/4"	5-1/2"
HKST 940	13-3/4"	10"	3-3/4"	5-1/2"

RECESSED PANEL KEYSTONES



To Fit Moulding

Item No.	Height	Top Width	Bottom Width	Proj
HRKST 1015	3-3/16"	3-5/8"	2-1/4"	3-1/8"
HRKST 1031	6-1/2"	5-1/2"	3"	3-5/16"
HRKST 1031-1	6-1/2"	5-1/2"	3"	3-5/16"
HRKST 1033	4-5/16"	4-5/8"	3"	2-3/8"
HRKST 1034	4-5/16"	4-5/8"	3"	3-9/16"
HRKST 1034-1	4-5/16"	4-5/8"	3"	2"
HRKST 1104	4-1/4"	4-5/8"	3"	3"
HRKST 1106	6-1/2"	5-1/2"	3"	3-5/16"

To Fit Window Heads

Item No.	Height	Top Width	Bottom Width	Proj
HRKST 900	7-3/4"	8-1/8"	4-5/16"	4"
HRKST 901	10-3/4"	10"	4-9/16"	4"
HRKST 902	10-3/4"	10"	5-1/8"	5-1/2"
HRKST 903	10-3/4"	10"	5-1/8"	5-1/2"
HRKST 905	10-3/4"	10"	5-1/8"	5-1/2"
HRKST 906	10-3/4"	10"	5-1/8"	5-1/2"

* COPED Keystones add (-C) Ex. HKST 1104-C
 SOLID Keystones add (-S) Ex. HRKST 1104-S



HAAS

WINDOW HEADS

CUSTOM KEYSTONES AVAILABLE
Contact us for a quote.



DECORATIVE KEYSTONES



ASTRAGAL

Item No.	Height	Top Width	Bottom Width	Proj
HDKST 39	5"	4-1/2"	3"	1-5/8"
HDKST 40	8-3/4"	6-3/4"	4-3/4"	1-3/4"


PINEAPPLE

Item No.	Height	Top Width	Bottom Width	Proj
HPKST 902	10-3/4"	10"	5-1/8"	5-1/2"
HPKST 102	10-3/4"	10"	5-1/8"	1"



RECESSED PANEL

Item No.	Height	Top Width	Bottom Width	Proj
HRKST 910	19-3/4"	15-7/8"	10"	8-1/8"



LARGE SCROLL

Item No.	Height	Top Width	Bottom Width	Proj
HDKST 1025	15"	11"	6-1/4"	5"



Item No.	Height	Top Width	Bottom Width	Proj
HDKST 1018	10-1/2"	14-9/16"	5"	12"

* COPED Keystones add (-C) Ex. HKST 1104-C
SOLID KEYSTONES add (-S) Ex. HRKST 1104-S



HAAS

WINDOW HEADS



HWH 900



6" x 3" Window Head

Standard Sizes 24" - 204"

Plain Coped Keystones Loose HKST 900-C
Recessed Panel Keystone HRKST 900-C

For Top Width
Add 4"

HWHK 900



6" x 3" Window Head w/ Key

Standard Sizes 24" - 204"

Keystone Height 7-3/4"
Custom sizes available.

HWH 901



9" x 3" Window Head

Standard Sizes 24" - 204"

Plain Coped Keystones Loose HKST 901-C
Recessed Panel Keystone HRKST 901-C

For Top Width
Add 4"

HWHK 901



9" x 3" Window Head w/ Key

Standard Sizes 24" - 204"

Keystone Height 10-3/4"
Custom sizes available.

HWH 902



9" x 4" Window Head

Standard Sizes 24" - 204"

Plain Coped Keystones Loose HKST 902-C
Recessed Panel Keystone HRKST 902-C

For Top Width
Add 5-3/4"

HWHK 902



9" x 4" Window Head w/ Key

Standard Sizes 24" - 204"

Keystone Height 10-3/4"
Custom sizes available.

W
I
N
D
O
W

F
E
A
T
U
R
E
S



HAAS

WINDOW HEADS

Custom Sizes Available
quotes@haasmillwork.com



HWH 903



10" x 4" Window Head

Standard Sizes 24" - 204"
 Plain Coped Keystones Loose HKST 903-C
 Recessed Panel Keystone HRKST 903-C

For Top Width
 Add 5-3/4"


HWHK 903



10" x 4" Window Head w/ Key

Standard Sizes 24" - 204"
 Keystone Height 10-3/4"
 Custom sizes available.

HWH 904



11" x 4-3/4" Window Head

Standard Sizes 24" - 204"
 Plain Coped Keystones Loose HKST 904-C
 Recessed Panel Keystone HRKST 904-C

For Top Width
 Add 7"

HWHK 904



11" x 4-3/4" Window Head w/ Key

Standard Sizes 24" - 204"
 Keystone Height 12-7/8"
 Custom sizes available.

HWH 905



13-3/4" x 4" Window Head

Standard Sizes 24", 33-5/8", 36", 37-5/8",
 41-5/8", 43", 48", 54", 64", 68", 72", 76", 84",
 104", 108", 200".

Plain Coped Keystones Loose HKST 905-C
 Recessed Panel Keystone HRKST 905-C

For Top Width
 Add 5-3/4"

HWHK 905



13-3/4" x 4" Window Head w/ Key

Standard Sizes 24", 33-5/8", 36", 37-5/8",
 41-5/8", 43", 48", 54", 64", 68", 72", 76", 84",
 104", 108", 200".

Overall Height with Key 15-1/2"
 Custom sizes available.

W
I
N
D
O
W

F
E
A
T
U
R
E
S



HAAS

WINDOW HEADS

HWH 906



Height Varies x 4" Window Head

Standard Sizes 24" - 108"

Plain Coped Keystones Loose HKST 906-C
Recessed Panel Keystone HRKST 906-C

Top Width
Add 5-3/4"

Plain Keystone
HKST



HWHK 906



Height Varies x 4" Window Head w/ Key

Standard Sizes 24" - 108"

Overall Height Varies
Custom sizes available.

HWH 907



9" x 1-5/8" Window Head

Standard Sizes 24" - 204"

Plain Coped Keystone Loose HKST 907-C
Recessed Panel Keystone HRKST 907-C

Top Width
Add 4-13/16"

HWHK 907



9" x 1-5/8" Window Head w/ Key

Standard Sizes 24" - 204"

Keystone Height 10"

HWH 908



5-1/2" x 1-5/8" Window Head

Standard Sizes 24" - 204"

Plain Coped Keystone Loose HKST 908-C
Recessed Panel Keystone HRKST 908-C

Top Width
Add 3"

*Recessed
Panel Keystone*
HRKST



HWHK 908



5-1/2" x 1-5/8" Window Head w/Key

Standard Sizes 24" - 204"

Keystone Height 6-1/2"

HWH 909



Height Varies " x 2"
Plain Segment Window Head

Standard Sizes 24" - 120"

* Custom sizes available.

HWH 910



Height Varies " x 2"
Segment Sunburst Window Head

Standard Sizes 24" - 120"

* Custom sizes available.

HAAS

WINDOW HEADS

HWH 911



Height Varies x 2"
Half Round Sunburst Window Head

Standard Sizes 24" - 96"
Custom sizes available.


Plain Half Round Window Head
Add (-O) to Part Number
Ex. HWH 911-O-24"

Plain Keystone
HKST



Custom Sizes Available
quotes@haasmillwork.com

HWH 912




Height Varies x 4" Window Head

Arch Sizes up to 96"
Standard Wing Length up to 42".
Plain Coped Keystones Loose HKST 1046-C
Recessed Panel Keystone HRKST 1046-C

Recessed Panel Keystone
HRKST




HWHK 912



Height Varies x 5" Window Head w/ Key

Arch Sizes up to 96"
Standard Wing Length up to 42".
Custom Arch and Wings available.
* See Page 90 for Order Sheet.

HWH 913



Height Varies x 4" Window Head

Arch Sizes 24" to 96"
Standard Wing Length up to 42".
Plain Coped Keystones Loose HKST 1046-C
Recessed Panel Keystone HRKST 1046-C

HWHK 913



Height Varies x 4" Window Head w/ Key

Arch Sizes 24" to 96"
Standard Wing Length up to 42".
Custom Arch and Wings available.
* See Page 90 for Order Sheet.



HAAS

Haas Architectural Millwork - Ph. (717) 840-4227 - Fax (717) 840-4228
www.haasmillwork.com - Email: haasmillwork@haasmillwork.com

W
I
N
D
O
W

F
E
A
T
U
R
E
S

HAAS

WINDOW HEADS



HWH 917



Height Varies x 2" Window Head

Sizes up to 120"
Contact us quotes@haasmillwork.com

HWH 920



10-1/4" x 3-1/4" Window Head

Standard Sizes 36", 37-5/8", 48", 60", 68", 76",
Custom sizes available.

HWH 930



14" x 5" Window Head

Standard Sizes 24" - 204"
Custom sizes available.

Plain Keystone
HKST



HWH 915



Height Varies x 3" Peak Window Head

Standard Sizes 24" - 96"
Custom sizes available.

HWH 918



Height Varies x 4" Window Head

Sizes 24" up to 96"
Custom sizes available.

*Recessed
Panel Keystone*
HRKST



HWH 926



15" x 7-1/4" Window Head

Standard Sizes 36", 37-5/8", 40", 44", 48", 53",
72", 96"
Custom sizes available.

For Top Width
Add 7-3/4"

HWHK 930



14" x 5" Window Head

Standard Sizes 24" - 204"
Custom sizes available.

custom window heads available.
quotes@haasmillwork.com



HAAS

WINDOW HEADS

HWH 940



12" x 4" Window Head

Standard Sizes 24" - 204"
Plain Coped Keystones Loose HKST 940-C

Top Width
Add 5-3/4"

Plain Keystone
HKST



HWHK 940



12" x 4" Window Head w/ Keystone

Standard Sizes 24" - 204"
Keystone Height 13-3/4"

HWH 941



14" x 4" Window Head w/ Bottom Trim

Standard Sizes 24" - 204"
Plain Coped Keystone Loose HKST 941-C

Top Width
Add 5-3/4"

Recessed
Panel Keystone
HRKST



HWHK 941



14" x 4" Window Head w/ Bottom Trim & Keystone

Standard Sizes 24" - 204"
Keystone Height 15-3/4"

HWH 942



Specify Diameter

Height Varies x 2-7/8" Window Head

Standard Sizes up to 96"
Plain Coped Keystones Loose HKST 1046-C
Recessed Panel Keystone HRKST 1046-C


HWHK 942



Specify Diameter

Height Varies x 2-7/8" Window Head w/ Keystone

Standard Sizes up to 96"



2-1/2" Window Head with Bottom Trim

HWH 979 10" x 2-1/2" x Window Head with Bottom Trim

HWH 980 8" x 2-1/2" x Window Head with Bottom Trim

HWH 981 12" x 2-1/2" x Window Head with Bottom Trim

HWH 982 14" x 2-1/2" x Window Head with Bottom Trim

***Available with Keystone**



HAAS

Haas Architectural Millwork - Ph. (717) 840-4227 - Fax (717) 840-4228
www.haasmillwork.com - Email: haasmillwork@haasmillwork.com

W
I
N
D
O
W

F
E
A
T
U
R
E
S

HAAS

WINDOW HEADS

Custom Window Head Order Sheet

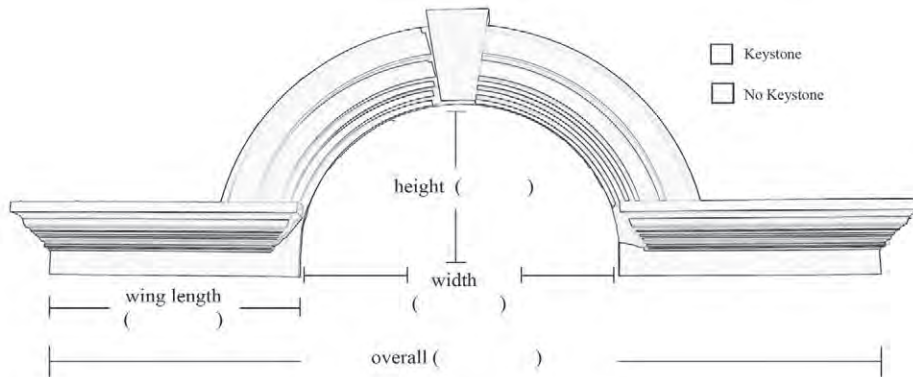
Fax -717-840-4228

From: _____ Date: _____

Company: _____

Phone Number: _____ Fax Number: _____

Number of pages including cover: _____



To Order Specify:

- 1) Arch Moulding - (HMLD 1046, HMLD 1033, HMLD 1033-1) _____
- 2) Arch Size - (24" up to 72" Available) _____
- 3) Keystone (K) / No Keystone _____
- 4) Wing Style - HWH 900, HWH 901, or HWH 902 _____
- 5) Wing Length - Standard Size up to 42", (43" Up Custom) _____
- 6) Arch Closed - (HWH 911 OR HWH911-O) _____

EXAMPLES:

With Keystone and Sunburst
HARCK 1046-36-902-24- 911

Without Keystone and Sunburst
HARC 1046-36-902-24

W
I
N
D
O
W


F
E
A
T
U
R
E
S



HAAS

DORMER PEDIMENT

HDP



Standard Sizes

HDP 44 Bottom Width 43-3/4"
14/12 Pitch, Height 33-1/4", Proj 5"

HDP 49 Bottom Width 49"
14/12 Pitch Height 38-1/2", Proj 5"



Dormer Pilasters to fit HDP

HDPIL 280-6-68

Width 6-3/4"
Height 68"
Proj 1-7/8"

CUSTOM SIZES AVAILABLE

CONTACT US FOR A QUOTE
quotes@haasmillwork.com

HDP-DORMER RETURN MOULDING

HMLD 902-5-8', 10', 12'



HFVP



Part No	Inside Diameter	Overall Width	Proj	Pitch
HFVP 40	40"	66-7/8"	4-1/2"	7/12

Works with Pilaster HPIL 262-8- Height



HAAS

WINDOW PANELS

HWP 100




1-3/8" Projection
Raised Window Panel with Sill

Old Item No. HWP BS-P

Width	HWP 100-13	HWP 100-18	HWP 100-26
	13" Height	18" Height	26" Height
29 5/8"	HWP 100-13x29-5/8	HWP 100-18x29-5/8	HWP 100-26x29-5/8
33 5/8"	HWP 100-13x33-5/8	HWP 100-18x33-5/8	HWP 100-26x33-5/8
36"	HWP 100-13x36	HWP 100-18x36	HWP 100-26x36
37 5/8"	HWP 100-13x37-5/8	HWP 100-18x37-5/8	HWP 100-26x37-5/8
41 5/8"	HWP 100-13x41-5/8	HWP 100-18x41-5/8	HWP 100-26x41-5/8
42"	HWP 100-13x42	HWP 100-18x42	HWP 100-26x42
44"	HWP 100-13x44	HWP 100-18x44	HWP 100-26x44
52"	HWP 100-13x52	HWP 100-18x52	HWP 100-26x52
72"	HWP 100-13x72	HWP 100-18x72	HWP 100-26x72

HWP 200



1-1/4" Projection
Raised Window Panel with Sill

Old Item No. HWP BS-RP

Width	HWP 200-13	HWP 200-18	HWP 200-26
	13" Height	18" Height	26" Height
29 5/8"	HWP 200-13x29-5/8	HWP 200-18x29-5/8	HWP 200-26x29-5/8
33 5/8"	HWP 200-13x33-5/8	HWP 200-18x33-5/8	HWP 200-26x33-5/8
36"	HWP 200-13x36	HWP 200-18x36	HWP 200-26x36
37 5/8"	HWP 200-13x37-5/8	HWP 200-18x37-5/8	HWP 200-26x37-5/8
41 5/8"	HWP 200-13x41-5/8	HWP 200-18x41-5/8	HWP 200-26x41-5/8
42"	HWP 200-13x42	HWP 200-18x42	HWP 200-26x42
44"	HWP 200-13x44	HWP 200-18x44	HWP 200-26x44
52"	HWP 200-13x52	HWP 200-18x52	HWP 200-26x52
72"	HWP 200-13x72	HWP 200-18x72	HWP 200-26x72

HWP 300



1-1/2" Projection
Raised Panel w/ 4" Flat Surround

Old Item No. HWP BS-P

HWP 300-18	HWP 300-22	HWP 300-27	HWP 300-30
18" Height	22" Height	27" Height	30" Height
	HWP 300-22x36		HWP 300-30x36
HWP 300-18x45	HWP 300-22x40		
			HWP 300-30x54
		HWP 300-27x70	
		HWP 300-27x93	

CUSTOM SIZES AVAILABLE
quotes@haasmillwork.com

W
I
N
D
O
W

F
E
A
T
U
R
E
S



HAAS

SHUTTERS

HLS



Louver Shutter

HPS



Panel Shutter



2-PANEL LOUVER SHUTTER

Part No.	W	H	Proj
HLS 14x51	14"	51"	1-1/8"
HLS 14x63	14"	63"	1-1/8"
HLS 14x67	14"	67"	1-1/8"
HLS 14x75	14"	75"	1-1/8"
HLS 15x48	15"	48"	1-1/8"
HLS 15x72	15"	72"	1-1/8"
HLS 17x72	17"	72"	1-1/8"
HLS 18x59	18"	59"	1-1/8"
HLS 18x64	18"	64"	1-1/8"
HLS 18x72	18"	72"	1-1/8"
HLS 18x76	18"	76"	1-1/8"
HLS 18x96	18"	96"	1-1/8"
HLS 20x72	20"	72"	1-1/8"
HLS 20x77	20"	77"	1-1/8"
HLS 20x84	20"	84"	1-1/8"
HLS 20x96	20"	96"	1-1/8"
HLS 24x63	24"	63"	1-1/8"
HLS 24x72	24"	76"	1-1/8"
HLS 26x63	20"	63"	1-1/8"

*All shutters sold as pairs.

HBBS



BOARD & BATON SHUTTER

Part No.	Width	Height	Proj
HBBS 22x76	22"	76"	1-1/2"

SINGLE PANEL LOUVER SHUTTER

Part No.	W	H	Proj
HLS-1 33x79	33"	74-1/2"	1-1/8"

RAISED PANEL SHUTTER

Part No.	W	H	Proj
HPS 16x55	16"	55"	1-1/8"
HPS 16x67	16"	71"	1-1/8"
HPS 16x71	16"	71"	1-1/8"
HPS 16x84	18"	84"	1-1/8"
HPS 18x72	18"	72"	1-1/8"

CUSTOM SIZES AVAILABLE

Haas Architectural Millwork - Ph. (717) 840-4227 - Fax (717) 840-4228
www.haasmillwork.com - Email: haasmillwork@haasmillwork.com



HAAS

Part Number	Page
HAC	48,49
HACO 10	60
HACO 12	60
HACP	46,47
HANC 310-6	8
HANC 310-8	16,21
HAPNP 310-8	15,20
HARC 1031	80
HARC 1032	80
HARC 1033	80
HARC 1034-1	80
HARC 1046	80
HARC 1104	81
HARC 1106	81
HARC 900	81
HARC 901	81
HBAL 100	6
HBAL 103	6
HBAL 107	17
HBAL 109	14
HBAL 110	10
HBAL 113	14
HBAL 115	6
HBAL 118	17
HBAL 119	17
HBAL 120	17
HBAL 121	18
HBAL 121	22
HBAL 124	22
HBAL 125	6
HBAL 127	6
HBAL 128	18
HBAL 130	18
HBAL 131	10
HBAL 132	18
HBAL 133	10
HBAL 134	22
HBAL 135	18
HBAL 135	22
HBAL 136	10
HBAL 137	10
HBAL 138	10
HBAL 139	6
HBAL 139	10
HBAL 140	6
HBAL 141	11

Part Number	Page
HBAL 144	14
HBAL 145	14
HBAL 146	22
HBAL 148	22
HBAL 149	18
HBAL 150-9	59
HBAL 151	18
HBAL 152	19
HBAL 152	23
HBAL 161	11
HBAL 161	19
HBAL 162	23
HBAL 163	19
HBAL 169	7
HBAL 182	7
HBAL 183	19
HBAL 183	23
HBAL 184	23
HBAL 185	11
HBAL 186	11
HBAL 186	15
HBAL 187	19
HBAL 191	7
HBAL 194	11
HBAL 194	15
HBAL 196	19
HBAL 200	23
HBAL 201	11
HBAL 202	12
HBAL 203	7
HBAL 207	7
HBAL 211	7
HBAL 229	7
HBAL 289	7
HBAL 328	19
HBAL 341	12
HBAL 386	12
HBAL 436	12
HBAL 454	23
HBAL 522	19
HBAL 600	8
HBAL 2033	12
HBAL 2046	8
HBAL 2046	19
HBAL 2220	12
HBAL 5028	19

Part Number	Page
HBALL 600-10	24
HBALL 600-12	24
HBALL 600-5	8,13,16
HBALL 600-6	13,16,21
HBALL 600-7	13,16,21
HBALL 600-8	21,24
HBALL 600-9	21
HBALL 601-3	8
HBALL 603-5	60
HBALL 603-8	60
HBAS 560-2	58
HBBP	50
HBBS	93
HBIP 1	60
HBIP 2	60
HBKT 100	35
HBKT 101	35
HBKT 108	35
HBKT 108-1	35
HBKT 111	35
HBKT 111	35
HBKT 121	35
HBKT 126	35
HBKT 133	35
HBKT 150-1	35
HBKT 150-1-Bip	35
HBKT 152	35
HBKT 154	35
HBKT 168	35
HBKT 178	35
HBKT 179	35
HBKT 181	35
HBKT 220	35
HBKT 288	35
HBKT 288-1	35
HBKT 372	36
HBKT 375	36
HBKT 400-30	36
HBKT 400-30 Bip	36
HBKT 403-12	36
HBKT 405-4	36
HBKT 405-6	36
HBKT 406-10	36
HBKT 406-16	36
HBKT 406-19	36
HBKT 408-16	36



HAAS

Part Number	Page
HBKT 409-10	36
HBKT 409-10-1	36
HBKT 409-10-4	36
HBKT 409-24	36
HBKT 409-9	36
HBKT 409-R-10	36
HBKT 410-1	36
HBKT 411-12	36
HBKT 412-14	36
HBKT 414-11	37
HBKT 414-16	37
HBKT 415-18	37
HBKT 416	37
HBKT 417-36	37
HBKT 419-16	37
HBKT 420-11	37
HBKT 421-17	37
HBKT 422-11	37
HBKT 423	37
HBKT 426-24	37
HBKT 428-32	37
HBKT 430	37
HBKT 432	37
HBKT 434	37
HBKT 436-21	37
HBKT 438-12	37
HBKT 438-24	37
HBKT 438-36	37
HBKT 488	37
HBKT 502	37
HBKT 510	37
HBKT 521	37
HBKT 616	38
HBKT 617	38
HBKT 619	38
HBKT 627	38
HBKT 628	38
HBKT 711	38
HBKT 719	38
HBKT 725	38
HBKT 730	38
HBKT 800	38
HBKT 825	38
HBKT 1011	38
HBKT 1311-C	38
HBKT 1313	38

Part Number	Page
HBKT 1410	38
HBKT 1426	38
HBKT 1616	38
HBKT 1635	39
HBKT 1710	39
HBKT 1810	39
HBKT 2222	39
HBKT 2226	39
HBKT 2533	39
HBKT 5245	39
HBKT 7612	39
HBKT 8115	39
HBKT 8166	39
HBKT 8727	39
HBKT 10109	39
HBKT 16183	39
HBKT 25149	39
HBKT 28275	39
HBKT 30244	39
HBKT 30308	39
HBKT 42525	39
HBKT 63440	39
HBR 183	26
HBR 201	5
HBR 203	9
HBR 205	14
HBR 208	21
HBR 211	5
HBR 213	26
HBR 213	26
HBR 215	17
HBR 233	5
HBR 525	26
HBR 721	26
HBR 761	9
HC	48,49
HCAP 560-1	58
HCC	50
HCCCK	50
HCFPNP 308-8	15
HCFPNP 308-8	20
HCIRT	53
HCIRT 1034	53
HCK	48,49
HCM 2002-14	55
HCM 2003-14	55

Part Number	Page
HCM 2024-18	55
HCM 2024-25	55
HCM 2025-8	55
HCM 2026-24	55
HCM 2030-31	55
HCM 3324-24	55
HCM 5021-24	55
HCM 5021-31	55
HCM 6000-31	56
HCM 6010-30	56
HCM 6018	56
HCNP 302-8	13,15,20
HCNP 302-9	15,20
HCNP 302-12	24
HCNP 305-8	25
HCNP 305-12	25
HCNP 308-8	13,5
HCNP 308-12	24
HCOCL	54
HCP	46, 47
HCPAN 29	58
HCPK	46, 47
HCTL	51
HCTLS	51
HCTLSK	51
HDB 114	40
HDB 114-1	40
HDB 122	40
HDB 135	40
HDB 214	40
HDB 338	40
HDB 355	40
HDB 410	40
HDB 444	40
HDB 462	40
HDB 470-1	40
HDB 470-2	40
HDB 470-2-LP10	40
HDB 470-2-RP10	40
HDB 471	40
HDB 471-1	41
HDB 472	41
HDB 472-1	41
HDB 473	41
HDB 473-LP	41
HDB 473-RP	41



HAAS

Part Number	Page
HDB 475	41
HDB 475-1	41
HDB 476	41
HDB 476-1	41
HDB 477-1	41
HDB 505	41
HDB 506	41
HDB 506-3	41
HDB 510	41
HDB 510LP	41
HDB 510RP	41
HDB 519	41
HDB 521	41
HDB 542	41
HDB 560	42
HDB 688	42
HDB 700	42
HDB 702-C	42
HDB 703-C	42
HDB 771	42
HDB 772	42
HDB 800	42
HDB 800LP	42
HDB 800RP	42
HDB 803	42
HDB 820	42
HDB 900	42
HDB 900-1	42
HDB 900-2	42
HDB 988	42
HDB 999	42
HDB 1311-C	42
HDB 7243	42
HDB 10103	42
HDE 2	60
HDE 20	61
HDE 21	61
HDE 4	61
HDKST	83
HDL	51
HDP 44	91
HDP 49	91
HDP RP	61
HDP WG-RP	61
HDPIL 280-6-68	91
HDS 425	61
HEARC 1033	81

Part Number	Page
HETL	51
HETLT	51
HFB	62
HFNC 301-6	8,13
HFNC 301-8	13,16,21
HFNC 301-9	16,21
HFNC 301-10	21
HFNC 301-12	24
HFNCH 206-8	25
HFNCH 208-12	25
HFNCH 214-8	25
HFNCH 216-12	25
HFVP 40	91
HGAB 80-8-12-2	57
HGAB 80-8-12-3	57
HGAB 81-96X48	57
HGAB 82-96X48	57
HGD 200	56
HGD 300	56
HGD 301	56
HGD 400	57
HGL	51
HHCB 22	59
HHOVKL	51
HHOVL	51
HHOVLTRK	52
HHRECTL	52
HHRKL	52
HHRL	52
HHRLTKS	52
HKST	82
HLAP	50
HLC/ HLCK	50
HLCM 5030-37	55
HLP 3051-7	27
HLP 440-8	27
HLP 790-8	27
HLP 790-10	27
HLPP	50
HLS	93
HMIS 15	60
HMLD 377-16	63
HMLD 378-16	63
HMLD 379-16	63
HMLD 711-10	63
HMLD 721-12	63
HMLD 900-8	63

Part Number	Page
HMLD 902-5	91
HMLD 902-5-12	63
HMLD 1000-14	63
HMLD 1001-16	63
HMLD 1001-1-16	63
HMLD 1002-16	63
HMLD 1002-1-16	63
HMLD 1004-16	63
HMLD 1005-8	64
HMLD 1006-16	64
HMLD 1008-12	64
HMLD 1009-16	64
HMLD 1010-12	64
HMLD 1011-16	64
HMLD 1012-16	64
HMLD 1013-16	64
HMLD 1014-16	64
HMLD 1015-16	64
HMLD 1016-16	64
HMLD 1018-16	64
HMLD 1019-8	64
HMLD 1020-16	65
HMLD 1021-16	65
HMLD 1022-16	65
HMLD 1023-16	65
HMLD 1024-16	65
HMLD 1025-16	65
HMLD 1026-16	65
HMLD 1027-16	65
HMLD 1028-16	65
HMLD 1029-16	65
HMLD 1030-16	65
HMLD 1030-1-16	66
HMLD 1031-16	66
HMLD 1031-1-16	66
HMLD 1032-16	66
HMLD 1033-1-16	66
HMLD 1033-16	66
HMLD 1034-1-16	66
HMLD 1034-16	66
HMLD 1035-16	66
HMLD 1036-16	66
HMLD 1037-16	67
HMLD 1039-16	67
HMLD 1040-16	67
HMLD 1041-16	67
HMLD 1042-16	67



HAAS

Part Number	Page
HMLD 1042-1-16	67
HMLD 1043-16	67
HMLD 1044-16	67
HMLD 1045-16	67
HMLD 1045-1-16	67
HMLD 1046-16	68
HMLD 1048-16	68
HMLD 1049-16	68
HMLD 1049LP/ RP	78
HMLD 1050-16	68
HMLD 1051-16	68
HMLD 1052-8	68
HMLD 1053-8	68
HMLD 1054-16	68
HMLD 1055-12	68
HMLD 1056-8	68
HMLD 1057-16	68
HMLD 1058-16	68
HMLD 1059-16	68
HMLD 1060-16	69
HMLD 1061-16	69
HMLD 1062-16	69
HMLD 1063-16	69
HMLD 1063-16	72
HMLD 1064-12	69
HMLD 1065-16	69
HMLD 1066-16	69
HMLD 1067-8	69
HMLD 1068-16	69
HMLD 1069-16	69
HMLD 1070-16	69
HMLD 1071-16	70
HMLD 1071-9-16	70
HMLD 1071-11-16	70
HMLD 1072-16	70
HMLD 1072-1-16	70
HMLD 1073-16	70
HMLD 1074-16	70
HMLD 1075-16	70
HMLD 1075-1-16	70
HMLD 1076-8	70
HMLD 1078-8	70
HMLD 1079-8	70
HMLD 1080-16	70
HMLD 1081-8	71
HMLD 1082-8	71
HMLD 1083-12	71

Part Number	Page
HMLD 1085-16	71
HMLD 1090-8	71
HMLD 1092-16	71
HMLD 1098-12	71
HMLD 1101-11-16	71
HMLD 1101-11-16R	62
HMLD 1101-7-16	71
HMLD 1101-7-16R	62
HMLD 1102-126	62
HMLD 1105-108	64
HMLD 1120-16	72
HMLD 2015-16	72
HMLD 2019-16	72
HMLD 2021-8	72
HMLD 2027-12	72
HMLD 2032-12	72
HMLD 2041-16	72
HMLD 2046-12	72
HMLD 2057-12	72
HMLD 2061-12	72
HMLD 2072-16	73
HMLD 2083-16	73
HMLD 2088-16	73
HMLD 2093-12	73
HMLD 2093-1-12	73
HMLD 2103-16	73
HMLD 2108-16	73
HMLD 2116-16	73
HMLD 2121-16	73
HMLD 2122-16	73
HMLD 2130-8	73
HMLD 2134-12	73
HMLD 2139-12	73
HMLD 2152-16	74
HMLD 2152A-16	74
HMLD 2152B-16	74
HMLD 2157-8	74
HMLD 2162-16	74
HMLD 2308-12	74
HMLD 2309-10	74
HMLD 2310-16	74
HMLD 2311-8	74
HMLD 2312-10	74
HMLD 2313-10	74
HMLD 2314-10	74
HMLD 2337-16	74
HMLD 2338-8	75

Part Number	Page
HMLD 2366-8	75
HMLD 2369-16	75
HMLD 2370-10	75
HMLD 2371-10	75
HMLD 2374-12	75
HMLD 2375-8	75
HMLD 2401-16	75
HMLD 2402-16	75
HMLD 2408-8	75
HMLD 2431-16	75
HMLD 2432-16	76
HMLD 2435-16	76
HMLD 2455-16	76
HMLD 2497-16	76
HMLD 2498-16	76
HMLD 2499-12	76
HMLD 2500-10	76
HMLD 2502-16	76
HMLD 2504-8	76
HMLD 2506-8	76
HMLD 2539-12	76
HMLD 2550-12	76
HMLD 2597-8	76
HMLD 2611-16	77
HMLD 2693-16	77
HMLD 3001-8	77
HMLD 3025-12	77
HMLD 3100-16	77
HMLD 3120-16	77
HMLD 3178-8	77
HMLD 3316-16	77
HMLD 3318-16	77
HMLD 4067-16	77
HMLD 4490-16	77
HMLD 6425-12	77
HNC 300-6	8,13
HNC 300-8	13,16,21
HNC 300-9	16,21
HNC 300-10	21
HNC 300-12	24
HNIC 550-1	59
HNIC 550-2	59
HNIP 3	59
HNP 2540-5	8
HNP 300-4	8
HNP 300-6	8,13
HNP 300-8	13,15,20



HAAS

Part Number	Page
HURN 15	60
HURN 717	60
HURN 820	60
HVOVKL	54
HVOVL	54
HVOVL 1034	54
HVP 1	50
HVP 2	50
HVSM 1009-16	78
HVSM 1051-16	78
HVSM 1065-16	78
HVSM 2550-16	78
HWH 900	84
HWH 901	84
HWH 902	84
HWH 903	85
HWH 904	85
HWH 905	85
HWH 906	86
HWH 907	86
HWH 908	86
HWH 909	86
HWH 910	86
HWH 911	87
HWH 911-O	87
HWH 912	87
HWH 913	87
HWH 915	88
HWH 917	88
HWH 918	88
HWH 920	88
HWH 926	88
HWH 930	88
HWH 940	89
HWH 941	89
HWH 942	89
HWH 979	89
HWH 980	89
HWH 981	89
HWH 982	89
HWHK 900	84
HWHK 901	84
HWHK 902	84
HWHK 903	85
HWHK 904	85
HWHK 905	85


Part Number	Page
HWHK 906	86
HWHK 907	86
HWHK 908	86
HWHK 912	87
HWHK 913	87
HWHK 930	88
HWHK 940	89
HWHK 941	89
HWHK 942	89
HWP 100	92
HWP 200	92
HWP 300	92





HAAS
ARCHITECTURAL MILLWORK
You Design it. We Make it.

Distributed by:



Your Complete Urethane Millwork Solution Provider



HAAS Architectural Millwork Proudly Manufactured in the USA

HAAS Architectural Millwork, Inc.

3750 E. Market Street
York, PA 17402

Ph: (717) 840-4227 (HAAS) Fax: (717) 840-4228

Email: haasmillwork@haasmillwork.com

Website: www.haasmillwork.com