


vista

style &
simplicity

Somerset Railing System (Kit)



✔ All-In-One Kit

Everything you need between the posts!

✔ Quick and Easy Installation

Factory precision pre-drilled rails speed and simplify assembly

✔ Cost Effective

Assembles in half the time of alternative component systems saving time, money and frustration

✔ Low Maintenance

Powder-coated balusters that never require painting or staining and they never rot, twist or split

✔ Rails – Meets the National Building Code

Professional engineered stamp, showing it meets or exceeds the National Building Code for guardrails.

Square
Balusters!



Somerset Railing System





Somerset Railing System (Kit)

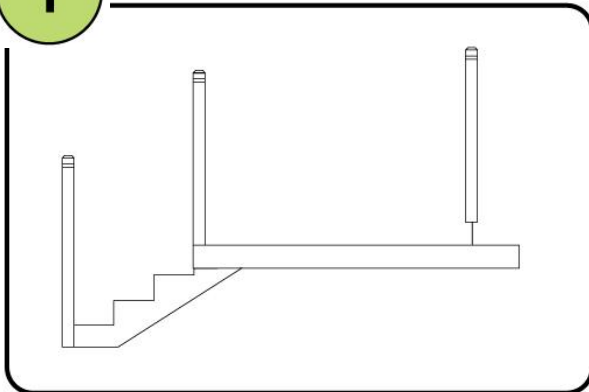
vista

style & simplicity

Somerset Railing System

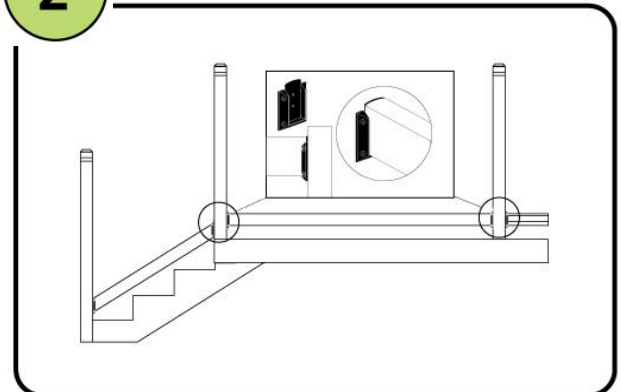
Set newel posts to accommodate pre-drilled rail length. Center pre-drilled rail between newel posts and trim equal amounts from each end of top and bottom rails.

1



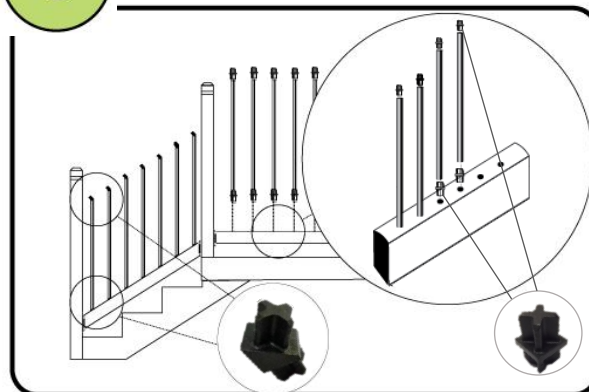
Slide Rail Hanger Bracket over the end of the rail and attach with screws through end of rail. *(Hint: Opening of bracket must always be up)*

2




With a high-quality polyurethane construction adhesive, fill all the holes half way. Insert balusters with adaptors into pre-drilled holes in rail. This will bond the wood to the balusters.

3



Apply pre-drilled top rail. Attach Cap rail. Fasten railing section to posts with hanger brackets.

4



(Note: Optional stair connectors change the baluster to rail connection to a 35-degree exterior stair angle. Simple! Check with the local building department as local building codes and by-laws may apply.)



Posts also available in Western Red Premium Cedar or Treated. (posts not included in kit)



Vista Somerset Railing System

Everything you need between the posts!

- ✔ 2 profiled & precision factory pre-drilled rails
- ✔ 1 profiled cap rail
- ✔ 15 powder-coated balusters (Square/straight)
- ✔ 30 balusters to rail connectors & 2 pair railing hanger brackets with fasteners



Available in Western Red Premium Cedar and Treated.

