



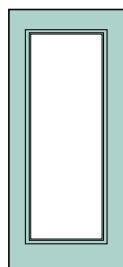
Persona Custom Doorglass

Express your Persona with custom doorglass.

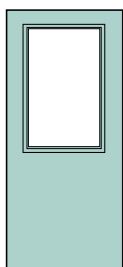
Personalization comes in many forms. It can be your initials on a shirt collar or cuff, your name on a jacket or handbag or a unique message on a license plate. Take personalization to a new place – your front door. Persona Custom Doorglass allows you to easily express your personality whether it's a house number, a monogram letter or a welcoming message. Follow the easy steps below to design your custom doorglass and express your persona.



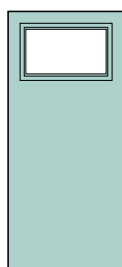
STEP 1: Choose a doorglass size



22" x 64"



22" x 36"




25" x 15.25"

STEP 2: Choose a doorglass texture



Arctic




Granite

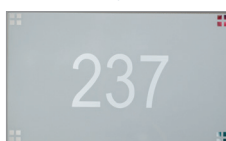


Wide Reed


STEP 3: Choose a font style



Classic



Modern



Script

STEP 4: Choose your letters, numbers or words

All Persona doorglass has a sandblasted center section and clear glass numbers or letters regardless of font choice. Each panel is limited to twelve characters plus one space or hyphen.

STEP 5: Choose a corner design element



Four Squares



Medallion



Stylized Diamond

STEP 6: Choose a coming color



Brass



Nickel



Oil-Rubbed
Bronze



Patina



Satin
Nickel

