



CRAFTSMAN DOORS

A 20TH CENTURY ARTS & CRAFTS MOVEMENT

The Craftsman movement offered distinguished, "hand made" appeal, featuring elegant, clean lines and simplified panel profiles.




ARCHITECTURAL FIBERGLASS – Mahogany & Fir

Simple lines inspired by nature are the hallmarks of the flat panel Craftsman style.

- 1³/₄" Thick
- Realistic Wood Grain Fiberglass Facing
- 4" LVL Stiles with Hardwood Edge Band
- Square Edge Design
- Full Composite Top and Bottom Rails
- Innovative BASF Neopor® Core
- Flat Panel
- 6'-8" Height



Oak Park Door
Mahogany
AMC-814KP



Scarlett Door
Fir Camber Top
AFC-816SL



Low-E Door
Mahogany
AMC-814LE



6-Light SDL
Fir Camber Top
AFC-816SD6-LE



3-Light SDL
Mahogany
AMC-814SD3-LE



6-Light SDL
Fir
AFC-814SD6-LE

Simulated Divided Lights


New!

Design-Pro & Smooth-Pro Construction

- 1³/₄" Thick
- Composite Capped LVL Stiles
- Full Composite Rails
- Square Edge Design
- Innovative BASF Neopor® Core
- Fiberglass Facing
- 12" Lock Block
- Flat Panel
- 6'-8", 7'-0" & 8'-0" Heights*

*Not all models available in all heights.

DESIGN-PRO FIBERGLASS – Mahogany, Oak & Fir




Madison Door
Mahogany
DMC-866MI



Direct Glaze
Oak
DOC-866DG-LE

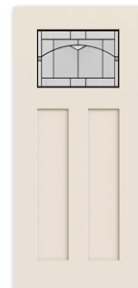
Simulated Divided Lights



6-Light SDL
Rain Glass Fir
DFC-866SD6-RN

SMOOTH-PRO FIBERGLASS


Simulated Divided Lights



Topaz Door
Direct Glaze
SPC-866DG-TPZ



Direct Glaze
Beadboard
SPB-866DG-LE



6-Light SDL
SPC-866SD6-LE

CONTOURS STEEL

JELD-WEN's 3-Panel Steel Craftsman doors are available with decorative or clear glass patterns to personalize your home with American architectural style.

- 1³/₄" Thick
- LVL Stile & Rails
- Steel Bottom Rail
- Energy Efficient Core
- Galvanized Steel Facing
- Raised Panel
- 6'-8" Height



6-Light Fixed Grille
CC-866FG6



3-Panel
CC-30

INTERIOR


Craftsman III is the first true craftsman style door with flat panels and a unique non-profiled sticking detail. These doors are the perfect choice for traditional homes. Their clean, geometric lines also make them increasingly popular with contemporary style homes.

- 1³/₈" and 1³/₄" Thick
- Hollow Core - 6'-8" Height
- ProCore - 6'-8" & 7'-0" Height

Smooth



Craftsman III



Visit www.brosco.com for the full line of Craftsman Doors.

